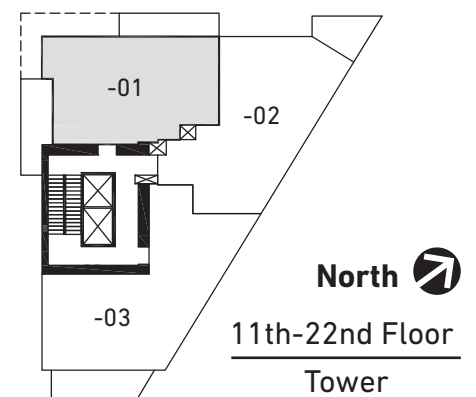


Appliances:

- 36" Sub-Zero Integrated Refrigerator
- 30" Wolf Gas Cooktop
- 30" Faber Cristal Slim Line Hoodfan
- 30" Wolf Dual Convection Oven
- 24" Sub-Zero Integrated Wine Fridge

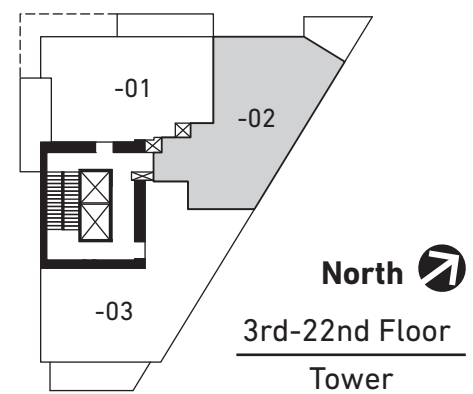


Dimensions, square footage and floorplans are approximate only. Final dimensions, square footage and floorplans may vary and will be determined by final strata plan measurements. Final floorplans may be a mirror image of the floorplans shown above. The Developer reserves the right to make changes to the floorplans, project design, appliances, specifications, and features. E.&O.E.



Appliances:

- 36" Sub-Zero Integrated Refrigerator
- 36" Wolf 5 Burner Gas Cooktop
- 36" Faber Cristal Slim Line Hoodfan
- 30" Wolf Dual Convection Oven
- 24" Sub-Zero Integrated Wine Fridge



Dimensions, square footage and floorplans are approximate only. Final dimensions, square footage and floorplans may vary and will be determined by final strata plan measurements. Final floorplans may be a mirror image of the floorplans shown above. The Developer reserves the right to make changes to the floorplans, project design, appliances, specifications, and features. E.&O.E.

Plan C
2 Bedroom + Flex

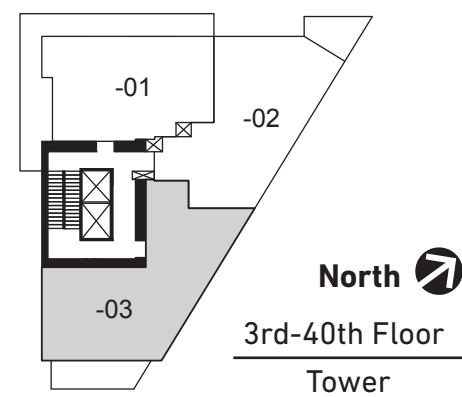
3rd - 8th Floor
Indoor 1180 sf. (Approx)
Outdoor 155 sf. (Approx)

11th - 40th Floor
Indoor 1210 sf. (Approx)
Outdoor 155 sf. (Approx)



Appliances:

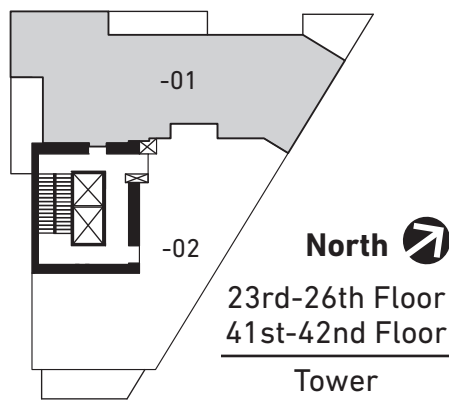
- 36" Sub-Zero Integrated Refrigerator
- 36" Wolf 5 Burner Gas Cooktop
- 36" Faber Cristal Slim Line Hoodfan
- 30" Wolf Dual Convection Oven
- 24" Sub-Zero Integrated Wine Fridge



Dimensions, square footage and floorplans are approximate only. Final dimensions, square footage and floorplans may vary and will be determined by final strata plan measurements. Final floorplans may be a mirror image of the floorplans shown above. The Developer reserves the right to make changes to the floorplans, project design, appliances, specifications, and features. E.&O.E.

Appliances:

- 36" Sub-Zero Integrated Refrigerator
- 36" Wolf 5 Burner Gas Cooktop
- 36" Faber Cristal Slim Line Hoodfan
- 30" Wolf Dual Convection Oven
- 24" Sub-Zero Integrated Wine Fridge

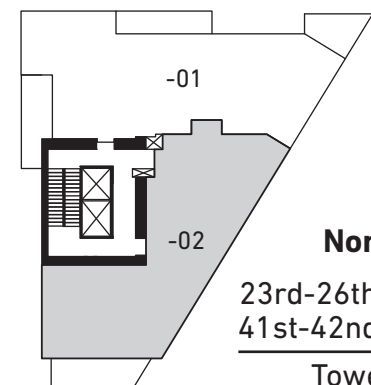


Dimensions, square footage and floorplans are approximate only. Final dimensions, square footage and floorplans may vary and will be determined by final strata plan measurements. Final floorplans may be a mirror image of the floorplans shown above. The Developer reserves the right to make changes to the floorplans, project design, appliances, specifications, and features. E.&O.E.



Appliances:

- 36" Sub-Zero Integrated Refrigerator
- 36" Wolf 5 Burner Gas Cooktop
- 36" Faber Cristal Slim Line Hoodfan
- 30" Wolf Dual Convection Oven
- 24" Sub-Zero Integrated Wine Fridge



North

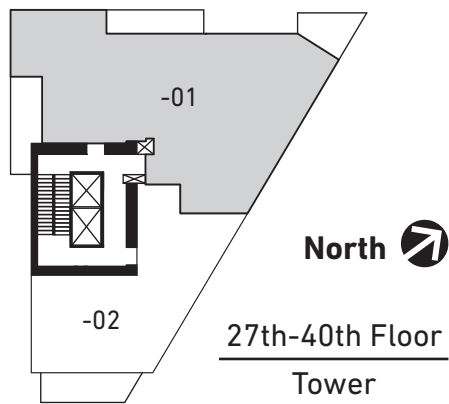
23rd-26th Floor
41st-42nd Floor

Tower

Dimensions, square footage and floorplans are approximate only. Final dimensions, square footage and floorplans may vary and will be determined by final strata plan measurements. Final floorplans may be a mirror image of the floorplans shown above. The Developer reserves the right to make changes to the floorplans, project design, appliances, specifications, and features. E.&O.E.

Appliances:

- 36" Sub-Zero Integrated Refrigerator
- 36" Wolf 5 Burner Gas Cooktop
- 36" Faber Cristal Slim Line Hoodfan
- 30" Wolf Dual Convection Oven
- 24" Sub-Zero Integrated Wine Fridge



SOLID WALL ALTERNATES
EVERY 2nd FLOOR



Dimensions, square footage and floorplans are approximate only. Final dimensions, square footage and floorplans may vary and will be determined by final strata plan measurements. Final floorplans may be a mirror image of the floorplans shown above. The Developer reserves the right to make changes to the floorplans, project design, appliances, specifications, and features. E.&O.E.

Plan G

3 Bedroom + Family + Office + Flex

Floors TBD

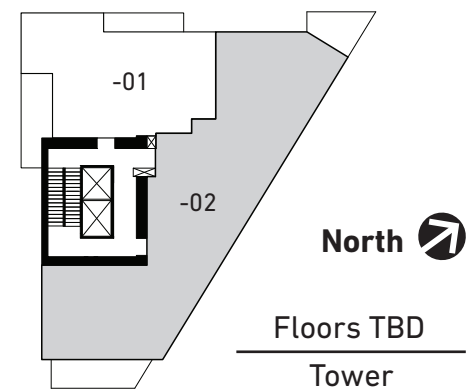
Indoor 2345 sf. (Approx)

Outdoor 270 sf. (Approx)



Appliances:

- 36" Sub-Zero Integrated Refrigerator
- 36" Wolf 5 Burner Gas Cooktop
- 36" Faber Cristal Slim Line Hoodfan
- 30" Wolf Dual Convection Oven
- 24" Sub-Zero Integrated Wine Fridge



Dimensions, square footage and floorplans are approximate only. Final dimensions, square footage and floorplans may vary and will be determined by final strata plan measurements. Final floorplans may be a mirror image of the floorplans shown above. The Developer reserves the right to make changes to the floorplans, project design, appliances, specifications, and features. E.&O.E.