

PLAN A3 | 1 BED + 1 BATH + FLEX

INTERIOR 637 SF

EXTERIOR 63 SF (LEVEL 3, 8, 9)

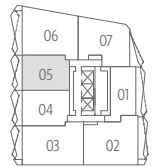
92 SF (ODD)

94 SF (EVEN)

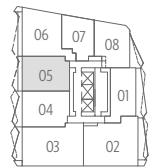
THE PACIFIC

BY GROSVENOR

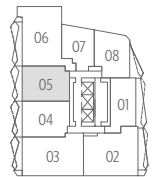
- 1** 30" gas cooktop by Wolf
30" integrated hood fan by Faber
- 2** 24" convection oven by Wolf
- 3** 24" microwave by Wolf
- 4** 30" integrated refrigerator with freezer drawers by Sub-Zero
- 5** 12" full-height pull-out pantry by Snaidero
- 6** Integrated dining in custom kitchen island by Snaidero
- 7** 24" integrated dishwasher by Miele
- 8** High-efficiency washer and dryer by Miele (side by side)
- 9** Custom closet by Snaidero



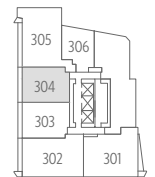
LEVEL 11-19



LEVEL 8-10



LEVEL 4-7



LEVEL 3



THE DEVELOPER RESERVES THE RIGHT TO MAKE MODIFICATIONS CONTAINED HEREIN. SIZES, SPECIFICATIONS, LAYOUTS, PLANS, FEATURES, FINISHES AND AVAILABILITY MAY CHANGE WITHOUT NOTICE. E.&O.E.



N

