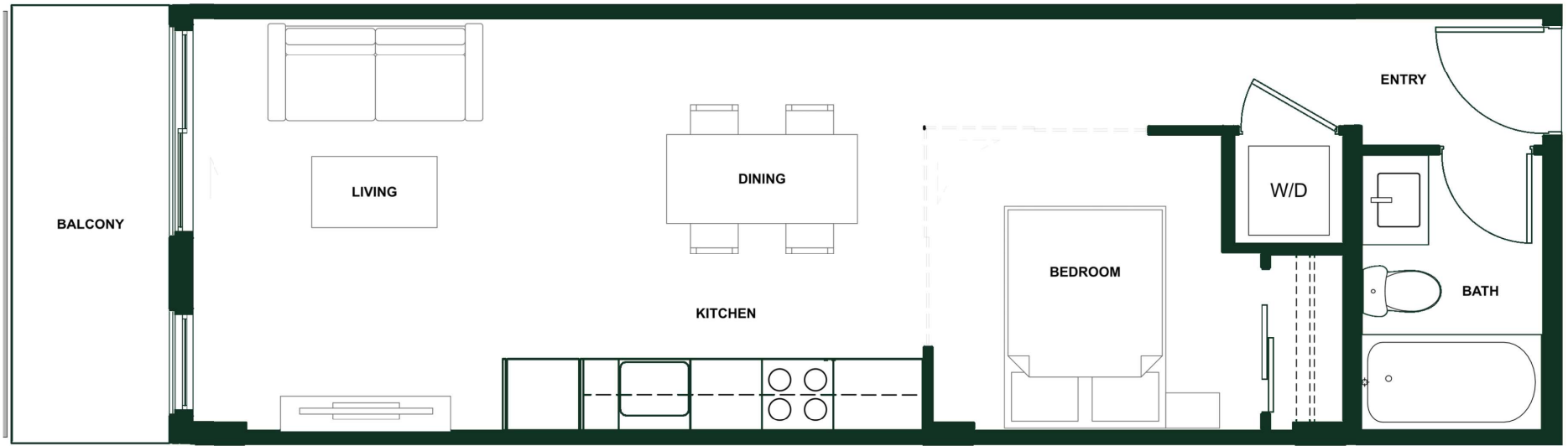
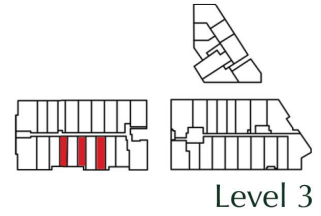
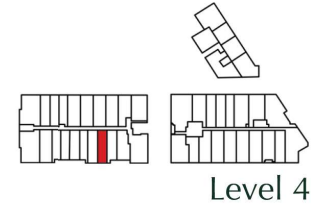


UNIT A2

JR1 Bedroom
1 Bathroom

Interior 540 sq ft
Balcony 70 sq ft
Total 610 sq ft



The developer reserves the right to modify or make substitutes to the building design, specifications, floor plans. All plans, materials, specifications, details, and dimensions are approximate and subject to change without notice. Actual usable floor space may vary from stated floor areas. Renders, views, and layouts are for illustration purposes only.

INNOVA