

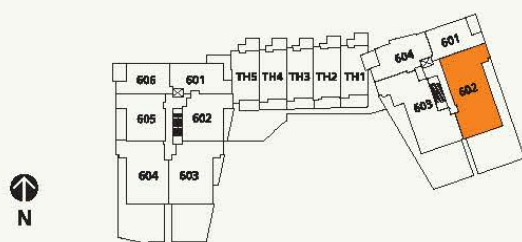
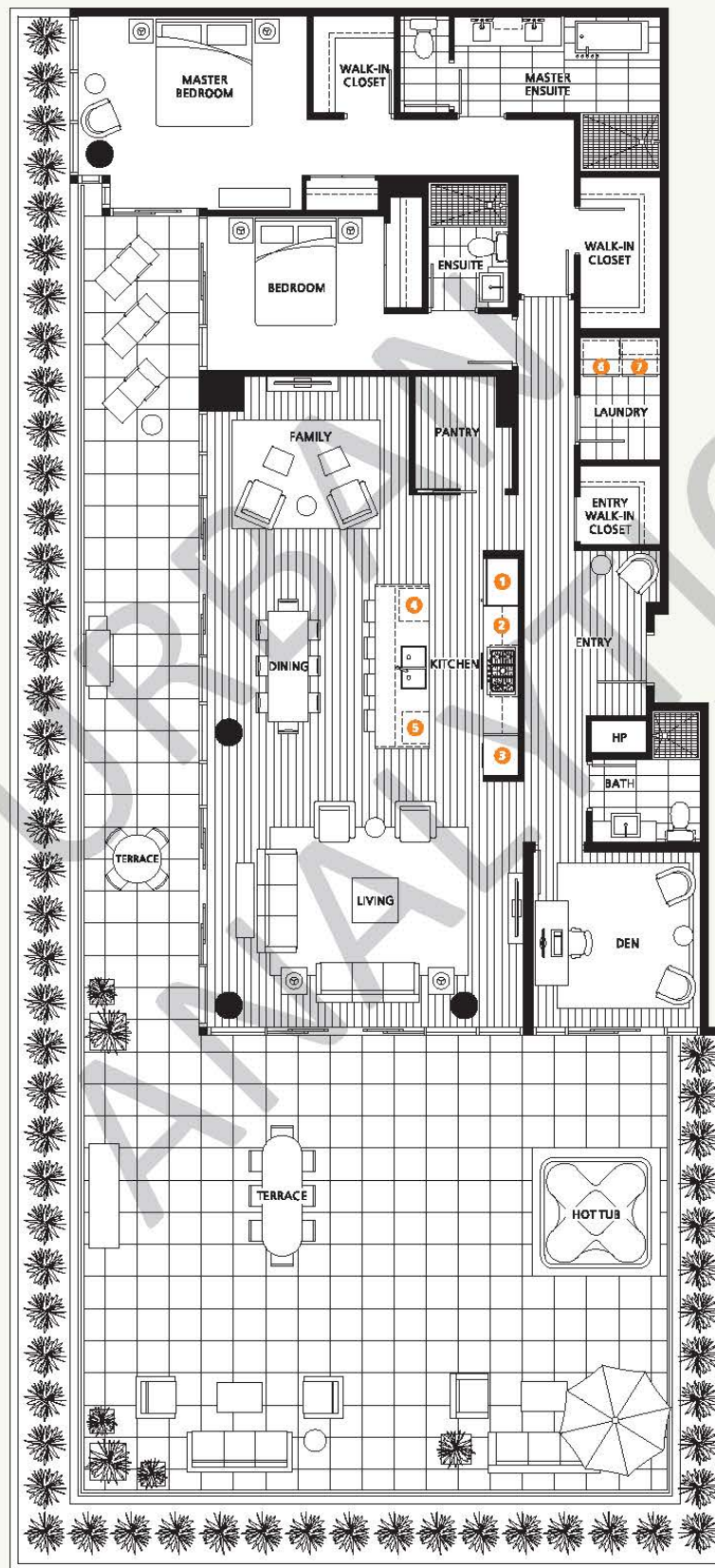
EVELYN

by ONNI

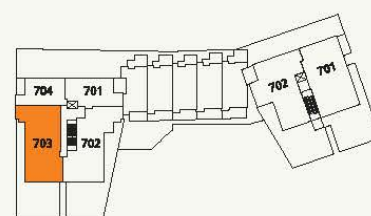
PLAN G AT FOREST'S-EDGE THREE & FOUR

2 Bedroom + Den + Family
 1,995 SF Living (APPROX.)
 1,395 SF Outdoor (APPROX.)
 3,390 SF Total (APPROX.)

- 1 36" Sub-Zero Integrated Refrigerator
- 2 36" Miele Gas Cooktop + Faber Slim Line Hood Fan
- 3 30" Miele Convection Wall Oven + Panasonic Microwave
- 4 Asko Integrated Dishwasher
- 5 Sub-Zero Integrated Under-Counter Wine Fridge
- 6 High-Efficiency Full Size Washer
- 7 High-Efficiency Full Size Dryer



AT FOREST'S-EDGE THREE/FOUR
6th FLOOR



AT FOREST'S-EDGE THREE/FOUR
7th FLOOR