









cornerstone



Home Location Requirements

 1940	Seismic	Drywall Option Required	
 1942	Radon Pipe	Radon Gas Pipe Installed (\$205.00) , Radon Pipe Not Applicable	
01940	Seismic Zone Ready (DW)		\$1,530
6536	Z-240 Thermal Zone 6/7A 1.60 Window U-Value	Ceiling insulation value of R-50 loose fill & a thermal window U-Value of 1.60 Flat/Vault Ceiling 14 & 16 Wide-Cannot add optional Vault T/O. Flat Ceiling 18 Wide	\$0 @ 1.40/sqft
6537	Z-240 Thermal Zone 7B/8 1.40 Window U-Value	Ceiling insulation value of R-60 loose fill & thermal window U-Value of 1.40. Flat/Vault Ceiling 14 & 16 Wide- Cannot add optional Vault T/O. Flat Ceiling 18 Wide	\$0 @ 2.25/sqft
6538	Z240 Insulation Plus R50- DW	R50 IN CEILING	\$875

Interior Colours & Decor

 3	Cabinets	Chocolate Shaker, Sycamore, TBD, Camp White Shaker, Looks Likatre, Trytoo Savatre	
 9	Counter Top	HD Winter Carnival (\$665.00) , HD Spring Carnival (\$665.00) , TBD, Benjamin Grey, Golden Juparana, Hebron White, Pearl Soapstone, Pebble Piazza, Praline Antico	
10	Tile Backsplash	TBD, Arctic White , English Grey, Scottish White, Irish Brown	
 7	Lino	Sandalwood, Texas, Driftwood, TBD	
 6	Carpet	TBD, Warm Sand , Flax Seed	
2007	Cabinet Pulls	Cabinet Hardware: Bedford Brushed Satin, Dunbar Brushed Nickel, Rustic Black	\$0
 4623	Solid Surface Countertop	Send in for Quote. N/A with Banjo Vanity Location: Ensuite & Main, Island Only, Kitchen, See Below, Throughout Counter Color: Flint Rock, Moon Geyser, See Below, Tumbled Stone	\$0
1711	Vinyl Plank Installed (ms)	***\$5.25 SQFT*** (Price shown to the right is for order form calculation estimate only) ILO Bare Floor. Installed on Kitchen side only. Must order OP1716 for required boxes to be shipped loose for additional section(s) Must select OP0801 Delete Carpet/ OP1921 Delete Lino to Bare floor options. Vinyl Plank Colour: Oyster Oak, Wheat Oak	\$0 @ 2.63/sqft
1716	Vinyl Plank Boxes Shipped loose	18.7 SQFT PER BOX. Advise if Baseboards Shipped loose or Installed	\$65
 5	Interior Wall Panel	Interior Wall Panel: Caramel Weave, Norwich Pearl, Not Applicable, Skyline Grey	\$0
2023	Finished Drywall Home	Moduline recommends upgrade trim on drywall homes.	\$0 @ 5.05/sqft
2026	Painted Drywall	Paint Colour: Kendal Charcoal, Starlight, Wild Mushroom	\$0 @ 0.80/sqft
2300	Smooth Ceilings Throughout	This option is only available for Drywall Homes	\$0 @ 0.75/sqft
2013	BLUE NAIL DRYWALL	Drywall Hung Only On Walls And Ceiling, No Mud Applied. Includes 5 Gallon Primer, All Trim Shipped Loose, Most Cabinets Installed, Medicine, Overjohn, and Utility cabinets Shipped Loose, 5 Gallon Paint, Mirrors Shipped Loose, Toilet Tissue Holders Shipped	\$-2,500



Loose, Towel Bars Shipped Loose, All tile Shipped Loose, Blinds Installed, Thermostat and Humidistat Shipped Loose, Closet Shelving Installed, Interior Doors are Installed.

Does not include Drywall Tape, Corner Beads, Drywall Mud, A277

Due to code a Blue Nail home must be A277. Please keep in mind that other items may also be shipped loose.

1570	Barn Board Feature Wall	15.50 Per SQFT	\$15.50
2003	Feature Wall		\$155
 2020	Wainscoting	Upper- Caramel Weave, Lower- Norwich Pearl *OR* Upper- Skyline Grey, Lower- Caramel Weave. Note: Kitchen, Dining Room, Living Room only Wainscoting: U- Caramel Weave, L- Norwich Pearl, U- Skyline Grey, L- Caramel Weave	\$640
2018	Pine Wainscoting	\$20 per LF. Locations must be specified. See OP2012 Pine Window Trim & OP2014 Pine Interior Door Trim	\$20 @ 20/foot length
1575	Shiplap Feature Wall	Standard Colour is White. \$10.30 per sqft	\$10.30

Exterior Colours

 1	Shingle Colour	Architectural Shingle - Dual Black, Architectural Shingle - Driftwood, Architectural Shingle - Weatherwood	
2003	Exterior Decor Change		\$155
2	Decor		
10001	Vinyl Siding	Colour: Chesapeake Gray, Dover Gray, Linen, Not Applicable, Pebble, Sage, See Below, Storm	\$0
0	Vinyl Corners	Corner Colour: Chesapeake Gray, Coastal Blue, Dover Gray, Iron Ore, Linen, Marine Dusk, Midnight Surf, Not Applicable, Pebble, Sage, Storm, White, Windswept Smoke	\$0
5450	Upgrade Vinyl Siding	Upgrade Vinyl Siding: Coastal Blue, Iron Ore, Marine Dusk, Midnight Surf, Windswept Smoke	\$1,765
2400	Horizon Exterior Fiber Cement Siding PKG	Comes with Rain screen. (If shed Dormer is also added, *Combo Surcharge* applies- located under Misc) Painted Trim Colour: Antique Brass, Black, Charred Coal, Chesapeake Gray, Coastal Blue, Dover Gray, Dune, Iron Ore, Linen, Marine Dusk, Midnight Surf, Mud Bath, North Shore, Okanagan Hills, Pebble, Pistachio, Rainforest, Raw Clay, Sage, See Below, Storm, White, Windswept Smoke Window Trim: Antique Brass, Black, Charred Coal, Chesapeake Gray, Coastal Blue, Dover Gray, Dune, Iron Ore, Linen, Marine Dusk, Midnight Surf, Mud Bath, North Shore, Okanagan Hills, Pebble, Pistachio, Rainforest, Raw Clay, Sage, See Below, Storm, White, Windswept Smoke Fascia Colour: Antique Brass, Black, Charred Coal, Chesapeake Gray, Coastal Blue, Dover Gray, Dune, Iron Ore, Linen, Marine Dusk, Midnight Surf, Mud Bath, North Shore, Okanagan Hills, Pebble, Pistachio, Rainforest, Raw Clay, Sage, See Below, Storm, White, Windswept Smoke Siding Colour: Antique Brass, Black, Charred Coal, Chesapeake Gray, Coastal Blue, Dover Gray, Dune, Iron Ore, Linen, Marine Dusk, Midnight Surf, Mud Bath, North Shore, Okanagan Hills, Pebble, Pistachio, Rainforest, Raw Clay, Sage, See Below, Storm, White, Windswept Smoke Vertical Siding Color: Antique Brass, Black, Charred Coal, Chesapeake Gray, Coastal Blue, Dover Gray, Dune, Iron Ore, Linen, Marine Dusk, Midnight Surf, Mud Bath, North Shore, Okanagan Hills, Pebble, Pistachio, Rainforest, Raw Clay, Sage, See Below, Storm, White, Windswept Smoke Corner Color: Antique Brass, Black, Charred Coal, Chesapeake Gray, Coastal Blue, Dover Gray, Dune, Iron Ore, Linen, Marine Dusk, Midnight Surf, Mud Bath, North Shore, Okanagan Hills, Pebble, Pistachio, Rainforest, Raw Clay, Sage, Storm, White, Windswept Smoke	\$0 @ 42/foot circumference
 0515	Fiber Cement Siding	Comes with Rainscreen Window Trim: Antique Brass, Black, Charred Coal, Chesapeake Gray, Coastal Blue, Dover Gray, Dune,	\$0 @ 35/foot circumference

Iron Ore, Linen, Marine Dusk, Midnight Surf, Mud Bath, North Shore, Okanagan Hills, Pebble, Pistachio, Rainforest, Raw Clay, Sage, See Below, Storm, White, Windswept Smoke

Fascia Colour: Antique Brass, Black, Charred Coal, Chesapeake Gray, Coastal Blue, Dover Gray, Dune, Iron Ore, Linen, Marine Dusk, Midnight Surf, Mud Bath, North Shore, Okanagan Hills, Pebble, Pistachio, Rainforest, Raw Clay, Sage, See Below, Storm, White, Windswept Smoke

Fiber Cement Siding: Antique Brass, Black, Charred Coal, Chesapeake Gray, Coastal Blue, Dover Gray, Dune, Iron Ore, Linen, Marine Dusk, Midnight Surf, Mud Bath, North Shore, Okanagan Hills, Pebble, Pistachio, Rainforest, Raw Clay, Sage, See Below, Storm, White, Windswept Smoke

Corner Color: Antique Brass, Black, Charred Coal, Chesapeake Gray, Coastal Blue, Dover Gray, Dune, Iron Ore, Linen, Marine Dusk, Midnight Surf, Mud Bath, North Shore, Not Applicable, Okanagan Hills, Pebble, Pistachio, Rainforest, Raw Clay, Sage, See Below, Storm, White, Windswept Smoke

Ripplecove Exterior Siding PKG

Top: Horizontal Fiber Cement, Bottom: Vertical Corrugated Metal.

(If shed Dormer is also added, *Combo Surcharge* applies- located under Misc)

Painted Trim Colour: Antique Brass, Black, Cedar, Charred Coal, Chesapeake Gray, Coastal Blue, Dover Gray, Dune, Iron Ore, Linen, Marine Dusk, Midnight Surf, Mud Bath, North Shore, Okanagan Hills, Pebble, Pistachio, Rainforest, Raw Clay, Sage, See Below, Storm, White, Windswept Smoke

Window Trim: Antique Brass, Black, Charred Coal, Chesapeake Gray, Coastal Blue, Dover Gray, Dune, Iron Ore, Linen, Marine Dusk, Midnight Surf, Mud Bath, North Shore, Okanagan Hills, Pebble, Pistachio, Rainforest, Raw Clay, Sage, See Below, Storm, White, Windswept Smoke

Fascia Colour: Antique Brass, Black, Charred Coal, Chesapeake Gray, Coastal Blue, Dover Gray, Dune, Iron Ore, Linen, Marine Dusk, Midnight Surf, Mud Bath, North Shore, Okanagan Hills, Pebble, Pistachio, Rainforest, Raw Clay, Sage, See Below, Storm, White, Windswept Smoke \$0 @ 110/foot circumference

0523

Fiber Cement Siding: Antique Brass, Black, Charred Coal, Chesapeake Gray, Coastal Blue, Dover Gray, Dune, Iron Ore, Linen, Marine Dusk, Midnight Surf, Mud Bath, North Shore, Okanagan Hills, Pebble, Pistachio, Rainforest, Raw Clay, Sage, See Below, Storm, White, Windswept Smoke

Corner Color: Antique Brass, Black, Charred Coal, Chesapeake Gray, Coastal Blue, Dover Gray, Dune, Iron Ore, Linen, Marine Dusk, Midnight Surf, Mud Bath, North Shore, Okanagan Hills, Pebble, Pistachio, Rainforest, Raw Clay, Sage, See Below, Storm, White, Windswept Smoke

Bottom Metal Siding Colour: Charcoal, Galvalume , See Below

Delete Rainscreen from Fiber Cement Option

Can only Delete Rainscreen on Z240 & Z241. (Note: some local building authorities do require rainscreen on Z240/Z241 so please check with your local building official if deletion option can be ordered)

0518

\$0 @ -5.50/foot circumference

1867

Cedar Fascia Only

\$670

Painted Fascia Only (MS)

Vinyl Home

2048

Painted Trim Colour: Antique Brass, Black, Charred Coal, Chesapeake Gray, Coastal Blue, Dover Gray, Dune, Iron Ore, Linen, Marine Dusk, Midnight Surf, Mud Bath, North Shore, Okanagan Hills, Pebble, Pistachio, Rainforest, Raw Clay, Storm, Windswept Smoke \$410

Painted Step Fascia or Cedar - (MS)

Dormers and Gable ends only

2041

Fascia Colour: Antique Brass, Black, Charred Coal, Chesapeake Gray, Coastal Blue, Dover Gray, Dune, Iron Ore, Linen, Marine Dusk, Midnight Surf, Mud Bath, North Shore, Not Applicable, Okanagan Hills, Pebble, Pistachio, Rainforest, Raw Clay, Sage, See Below, Storm, White, Windswept Smoke \$1,195


1851

Painted Smartboard Window Trim or Cedar Window Trim


Each. Vinyl home

\$200

Painted Trim Colour: Antique Brass, Black, Cedar, Charred Coal, Chesapeake Gray, Coastal Blue, Dover Gray, Dune, Iron Ore, Linen, Marine Dusk, Midnight Surf, Mud Bath, North Shore, Okanagan Hills, Pebble,





		Pistachio, Rainforest, Raw Clay, Sage, See Below, Storm, White, Windswept Smoke	
	Painted Smartboard Corners or Cedar Corners	EACH Vinyl Home	
0111		Painted Trim Colour: Antique Brass, Black, Cedar, Charred Coal, Chesapeake Gray, Coastal Blue, Dover Gray, Dune, Iron Ore, Linen, Marine Dusk, Midnight Surf, Mud Bath, North Shore, Okanagan Hills, Pebble, Pistachio, Rainforest, Raw Clay, Sage, See Below, Storm, White, Windswept Smoke	\$190
	5000	Black Metal Soffit and J Trim	\$110
	4000	Black Porch Railings	\$0




Structural Options

	2000	Flip, Mirror, Rotate Unit SW/DW/TW	Print must be signed by customer and dealer Selection: Flip, Mirror, Rotate	\$1,225
		A277 Residential Self Contained Modular Zone 4/5	A-277 BC Building Code, Engineered 14" Floor truss @19.2" O.C., Residential 5/12 Roof Pitch, 18" Fixed Perimeter Vented Eaves, Architectural Shingles, Primed and Painted Drywall(White Walls), 8' Flat Span Textured Ceilings Throughout, White Windsor Moulding Package, 5/8" T&G Plywood Floor Decking, Decora Switches and Receptacles, Winthrop Interior Passage Doors, Lever Door Handles Throughout, 3 Hinged Rabbited Interior Door Jambs, Continuous Whole House Fan,	\$0 @ 11.25/sqft
		A277 Residential Self Contained Modular Zone 6	A-277 BC Building Code, Engineered 14" Floor truss @19.2" O.C., Residential 5/12 Roof Pitch, 18" Fixed Perimeter Vented Eaves, Architectural Shingles, Primed and Painted Drywall(White Walls), 8' Flat Span Textured Ceilings Throughout, White Windsor Moulding Package, 5/8" T&G Plywood Floor Decking, Decora Switches and Receptacles, Winthrop Interior Passage Doors, Lever Door Handles Throughout, 3 Hinged Rabbited Interior Door Jambs, Continuous Whole House Fan	\$0 @ 11.55/sqft
		A277 Residential Self Contained Modular Zone 7A	* A-277 BC Building Code, Engineered 14" Floor truss @19.2" O.C., Residential 5/12 Roof Pitch, 18" Fixed Perimeter Vented Eaves, Architectural Shingles, Primed and Painted Drywall(White Walls), 8' Flat Span Textured Ceilings Throughout, White Windsor Moulding Package, 5/8" T&G Plywood Floor Decking, Decora Switches and Receptacles, Winthrop Interior Passage Doors, Lever Door Handles Throughout, 3 Hinged Rabbited Interior Door Jambs, Continuous Whole House Fan	\$0 @ 11.80/sqft
		A277 Residential Basement Modular Zone 4/5	A-277 BC Building Code, Engineered 14" Floor truss @19.2" O.C., Residential 5/12 Roof Pitch, 18" Fixed Perimeter Vented Eaves, Architectural Shingles, Primed and Painted Drywall(White Walls), 8' Flat Span Textured Ceilings Throughout, White Windsor Moulding Package, 5/8" T&G Plywood Floor Decking, Heat Ducts and Registers Cut Out By Others, 3 Way Switch Wiring Provided Additional 2" Vent for Basement Plumbing Decora Switches and Receptacles, Winthrop Interior Passage Doors, Lever Door Handles Throughout, 3 Hinged Rabbited Interior Door Jambs, Framed Stairwell Access, Deletes Furnace, HWT, Ducting, and Floor Insulation, Panel Box: Dropped, Installed	\$0 @ 8.55/sqft
		A277 Residential Basement Modular Zone 6	A-277 BC Building Code, Engineered 14" Floor truss @19.2" O.C., Residential 5/12 Roof Pitch, 18" Fixed Perimeter Vented Eaves, Architectural Shingles, Primed and Painted Drywall(White Walls), 8' Flat Span Textured Ceilings Throughout, White Windsor Moulding Package, 5/8" T&G Plywood Floor Decking, Heat Ducts and	\$0 @ 8.80/sqft
	6517			
	6534			
	6519			
	6535			







Registers Cut Out By Others,
 3 Way Switch Wiring Provided
 Additional 2" Vent for Basement Plumbing
 Decora Switches and Receptacles, Winthrop Interior
 Passage Doors, Lever Door Handles Throughout, 3
 Hinged Rabbited Interior Door Jambs,
 Framed Stairwell Access, Deletes Furnace, HWT,
 Ducting, and Floor Insulation
Panel Box: Dropped, Installed










A277 Residential Basement Modular Zone 7A		
6518		<p>A-277 BC Building Code, Engineered 14" Floor truss @19.2" O.C., Residential 5/12 Roof Pitch, 18" Fixed Perimeter Vented Eaves, Architectural Shingles, Primed and Painted Drywall(White Walls), 8' Flat Span Textured Ceilings Throughout, White Windsor Moulding Package, 5/8" T&G Plywood Floor Decking, Heat Ducts and Registers Cut Out By Others, 3 Way Switch Wiring Provided Additional 2" Vent for Basement Plumbing Decora Switches and Receptacles, Winthrop Interior Passage Doors, Lever Door Handles Throughout, 3 Hinged Rabbited Interior Door Jambs, Framed Stairwell Access, Deletes Furnace, HWT, Ducting, and Floor Insulation Panel Box: Dropped, Installed</p>
		\$0 @ 9.10/sqft
6507	A277 Zone 4/5 (24'DW)	<p>Steel Frame, 2x8 Floor Joist, 4/12 Roof Pitch, 8' Flat Ceiling T/O, Insulation C: R-52, W: R-22, F: R33, Window 1.8 U Value</p>
		\$5,445
6522	A277 Zone 6 (24'DW)	<p>Steel Frame, 2x8 Floor Joist, 4/12 Roof Pitch, 8' Flat Ceiling T/O, Insulation C: R-52, W: R-22, F: R33, Window 1.6 U Value</p>
		\$5,905
6508	A277 Zone 7A (24'DW)	<p>Steel Frame, 2x8 Floor Joist, 4/12 Roof Pitch, 8' Flat Ceiling T/O, Insulation C: R-64, W: R-22, F: R33, Window 1.6 U Value</p>
		\$6,210
6509	A277 Zone 4/5 (27'DW)	<p>Steel Frame, 2x10 Floor Joist, 4/12 Roof Pitch, 8' Flat Ceiling T/O, Insulation C: R-52, W: R-22, F: R33, Window 1.8 U Value</p>
		\$6,530
6523	A277 Zone 6 (27'DW)	<p>Steel Frame, 2x10 Floor Joist, 4/12 Roof Pitch, 8' Flat Ceiling T/O, Insulation C: R-52, W: R-22, F: R33, Window 1.6 U Value</p>
		\$6,985
6510	A277 Zone 7A (27'DW)	<p>Steel Frame, 2x10 Floor Joist, 4/12 Roof Pitch, 8' Flat Ceiling T/O, Insulation C: R-64, W: R-22, F: R33, Window 1.6 U Value</p>
		\$7,295
6515	A277 Zone 4/5 (28-6'DW)	<p>Steel Frame, 2x10 Floor Joist, 4/12 Roof Pitch, 8' Flat Ceiling T/O, Insulation C: R-52, W: R-22, F: R33, Window 1.8 U Value</p>
		\$6,935
6524	A277 Zone 6 (28-6DW)	<p>Steel Frame, 2x10 Floor Joist, 4/12 Roof Pitch, 8' Flat Ceiling T/O, Insulation C: R-52, W: R-22, F: R33, Window 1.6 U Value</p>
		\$7,395
6516	A277 Zone 7A (28-6'DW)	<p>Steel Frame, 2x10 Floor Joist, 4/12 Roof Pitch, 8' Flat Ceiling T/O, Insulation C: R-64, W: R-22, F: R33, Window 1.6 U Value</p>
		\$7,700
6558	A277 Zone 4/5 (30w)	<p>Steel Frame, 2x10 Floor Joist, 4/12 Roof Pitch, 8' Flat Ceiling T/O, Insulation C: R-52, W: R-22, F: R33, Window 1.8 U Value</p>
		\$7,115
6559	A277 Zone 6 (30w)	<p>Steel Frame, 2x8 Floor Joist, 4/12 Roof Pitch, 8' Flat Ceiling T/O, Insulation C: R-52, W: R-22, F: R33, Window 1.6 U Value</p>
		\$7,730
6560	A277 Zone 7A (30w)	<p>Steel Frame, 2x8 Floor Joist, 4/12 Roof Pitch, 8' Flat Ceiling T/O, Insulation C: R-64, W: R-22, F: R33, Window 1.6 U Value</p>
		\$8,685
6561	A277 Zone 4/5 (31-4w)	<p>Steel Frame, 2x10 Floor Joist, 4/12 Roof Pitch, 8' Flat Ceiling T/O, Insulation C: R-52, W: R-22, F: R33, Window 1.8 U Value</p>
		\$7,250
6562	A277 Zone 6 (31-4w)	<p>Steel Frame, 2x8 Floor Joist, 4/12 Roof Pitch, 8' Flat Ceiling T/O,</p>
		\$8,145

		Insulation C: R-52, W: R-22, F: R33, Window 1.6 U Value	
6563	A277 Zone 7A (31-4w)	Steel Frame, 2x8 Floor Joist, 4/12 Roof Pitch, 8' Flat Ceiling T/O, Insulation C: R-64, W: R-22, F: R33, Window 1.6 U Value	\$8,900
6511	A277 Self Contained Truss Floor Zone 4/5	A277, Residential Truss Floor Structure, Furnace, HWT, Floor Insulation, Plumbing Underside, Poly Weather Protection, 4/12 Roof Pitch, 8' Flat ceiling T/O, Insulation C: R-52, W: R-22, F: R33, Windows 1.8 U Value	\$6,325
6525	A277 Self Contained Truss Floor Zone 6	A277, Residential Truss Floor Structure, Furnace, HWT, Floor Insulation, Plumbing Underside, Poly Weather Protection, 4/12 Roof Pitch, 8' Flat ceiling T/O, Insulation C: R-52, W: R-22, F: R33, Windows 1.6 U Value	\$6,790
6512	Self Contained Truss Floor Zone 7A	A277, Residential Truss Floor Structure, Furnace, HWT, Floor Insulation, Plumbing Underside, Poly Weather Protection, 4/12 Roof Pitch, 8' Flat ceiling T/O, Insulation C: R-64, W: R-22, F: R33, Windows 1.6 U Value	\$7,095
6513	A277 Foundation Truss Model Zone 4/5	A277 Residential Truss Floor Structure Stairwell Access (Railing or Wall by Others) 3 Way Switch Wiring Provided Additional 2" Vent for Basement Plumbing 4/12 Roof Pitch, 8' Flat Ceilings T/O, Drain Lines Stubbed Off Insulation C: R52, W: R22, Windows 1.8 U Value Deletes: Frame, Furnace, HWT, Floor Insulation, Heat Ducts, Register Cut Outs Note: Price includes frame credit. Home must be hauled on and Totally Supported by Floats	\$2,245
6526	A277 Foundation Truss Model Zone 6	A277 Residential Truss Floor Structure Stairwell Access (Railing or Wall by Others) 3 Way Switch Wiring Provided Additional 2" Vent for Basement Plumbing 4/12 Roof Pitch, 8' Flat Ceilings T/O, Drain Lines Stubbed Off Insulation C: R52, W: R22, Windows 1.6 U Value Deletes: Frame, Furnace, HWT, Floor Insulation, Heat Ducts, Register Cut Outs Note: Price includes frame credit. Home must be hauled on and Totally Supported by Floats	\$2,820
6514	A277 Foundation Truss Model Zone 7A	A277 Residential Truss Floor Structure Stairwell Access (Railing or Wall by Others) 3 Way Switch Wiring Provided Additional 2" Vent for Basement Plumbing 4/12 Roof Pitch, 8' Flat Ceilings T/O, Drain Lines Stubbed Off Insulation C: R64, W: R22, Windows 1.6 U Value Deletes: Frame, Furnace, HWT, Floor Insulation, Heat Ducts, Register Cut Outs Note: Price includes frame credit. Home must be hauled on and Totally Supported by Floats	\$2,960
4004	2X10 Floor Joist (24,27DW)		\$1,020
1913	5/12 ILO 4/12 Roof Pitch	*Option only available in conjunction with A277 (4/12 default) upgraded options	\$0 @ 0.30/sqft
1914	6/12 ILO 4/12 Roof Pitch	*Option only available in conjunction with A277 (4/12 default) upgraded options	\$0 @ 0.65/sqft
 4007	4/12 Residential Roof Pitch	Vent pipes, skylights, etc. may have to be installed on site	\$0 @ 1.45/sqft
 1863	5/12 Residential Roof Pitch	Some options may not be available	\$0 @ 1.75/sqft
 1861	6/12 Residential Roof Pitch	Some options may not be available	\$0 @ 2.10/sqft
1562	Hip Roof ILO std Gable (LEX)	EACH. Does not work w/ Pull Out Eaves. (no ceiling transition)	\$920
 1682	6" Box Bay (4" on Pacific Park Models with 2x4 exterior walls)	End wall and Side wall Application: Up to 8' on exterior. Endwall application- smartboard corners are recommended	\$675
1683	Box Bay per LF (Frame Floor)	Per LF for bays over 8'. Actual size per print to be noted in comments.	\$95
1684	Box Bay per LF (Truss Floor)	Per LF for bays over 8'. Actual size per print to be noted in comments.	\$120
1815	Add Hitch Plates and Crossmember to Rear EACH	PER HITCH Prior to Production Scheduling Note: Moduline is not responsible for damage occurring as a result.	\$375

1816	Add Hitch Plates and Crossmember to Rear EACH	PER HITCH After Scheduling for Production Moduline is not responsible for damage occurring as a result	\$480
1813	136 psf Ground Snowload (MS)	It is the dealer's responsibility to ensure proper snowload requirements for the home	\$0 @ 1.50/sqft
1814	167 psf Ground Snowload (MS)	It is the dealer's responsibility to ensure proper snowload requirements for the home	\$0 @ 3.35/sqft
1827	2' Stretch	\$60.50 sqft. Does not include kitchen. This option may incur an additional engineering fee for monotruss when it results in the plan being offset.	\$0 @ 121/foot width
1924	4' Stretch	\$60.50sqft. Does not include kitchen. This option may incur an additional engineering fee for monotruss when it results in the plan being offset.	\$0 @ 242/foot width
1927	6' Stretch	\$60.50sqft. Does not include kitchen. This option may incur an additional engineering fee for monotruss when it results in the plan being offset.	\$0 @ 363/foot width
1809	Bedroom ILO Den	Includes closet & entry door	\$1,495
1808	Add Bedroom	ILO Blank Space. Includes 48x42V window, closet, receptacles, light, smoke detector(does not include stretch) If needed, stretch must be ordered separately .	\$2,950
0012	9' Flat Ceiling	Some options may not be available-check with the factory Also note: Requires min 4/12, All dormers, skylights and breakfast nooks to be installed on site. Hip Roof on Proch option requires work on site	\$2,040
0011	8' Flat Ceiling		\$0
 1373	Tray Ceiling 8x8	Available in the MBR and LR. 8' Ceilings Only. N/A 28-6",30',31'-4" wide homes. N/A for 136psf & 167psf ground snowload	\$760
2021	Chimney Chase		\$510
2032	Chimney Chase Truss Floor		\$715
0815	Block & Mark for Flue	*Spec of customer installed unit to be supplied	\$275
0911	Crawlspace Access	21" X 29" (Hatch size 24" X 32")	\$510
0912	Crawlspace Access - Truss Floor		\$715
 1825	Half Wall Per LF	Per LF- Drywall Homes: Finished Drywall Top. Panel Homes: Melamine Top same as Kitchen	\$55
1826	Add Full Wall 2x4 Per Lineal Foot	Does not include any electrical if needed	\$60
0125	Install Archway		\$425
2060	Double Beam Option		\$815
 1846	Tag - 11ft 6 X 22	Includes dormer and opening up to 22' maximum, (2) 48X42 windows and carpet (shipped loose), flat ceiling. A single wide with a tag must be registered at the Registry as a double wide	\$19,550

Exterior Options

2100	Do not raise siding		\$0
0516	Add Drip Edge (Bottom of Siding)	1.25LF	\$1.25 @ 1.25/foot circumference
1870	12' Dormer	Also note: 9' side walls, and/or 6/12 - Dormers and skylights installed on site	\$1,315
 1871	14' Dormer	Also note: 9' side walls and/or 6/12- Dormers and skylights installed on site. Dormer shipped loose on 20 Wides	\$1,315
 1872	18' Dormer	Also note: 9' side walls and/or 6/12- Dormers and skylights installed on site Dormer shipped loose on 20 Wides	\$1,430
1873	18' Double Dormer	Also note: 9' side walls and/or 6/12 - Dormers and skylights installed on site Dormer shipped loose on 20 Wides	\$1,715
 1874	20' Dormer	Also note: 9' side walls and/or 6/12- Dormers and skylights installed on site Dormer shipped loose on 20 Wides	\$1,545
 1875	24' Dormer	Also note: 9' side walls and/or 6/12- Dormers and skylights installed on site Dormer shipped loose on 20 Wides	\$1,650
 1901	24' Double Dormer	Also note: 9' side walls and/or 6/12 - Dormers and skylights installed on site Dormer shipped loose on 20 Wides	\$1,990
 0841	Web in Dormer/Gable	Only available with painted fascia	\$265
0154	Fiber Cement Shakes in Dormer	Only available with Fiber Cement Siding Shakes in Dormer: Antique Brass, Black, Charred Coal, Chesapeake Gray, Coastal Blue, Dover Gray, Dune, Iron Ore, Linen, Marine Dusk, Midnight Surf, Mud Bath, North Shore, Okanagan Hills, Pebble, Pistachio,	\$630

		Rainforest, Raw Clay, Sage, See Below, Storm, White, Windswept Smoke	
1844	Fiber Cement Shakes in Gable End	Shipped loose for multi-section homes. Only available with Fiber Cement Siding Shakes in Gable End: Antique Brass, Black, Charred Coal, Chesapeake Gray, Coastal Blue, Dover Gray, Dune, Iron Ore, Linen, Marine Dusk, Midnight Surf, Mud Bath, North Shore, Okanagan Hills, Pebble, Pistachio, Rainforest, Raw Clay, Sage, See Below, Storm, White, Windswept Smoke	\$920
0152	Fiber Cement Shakes-Box Bay	Bay over 12' requires custom shake pricing. Smartboard Window Trim must be ordered separately for Vinyl homes. This is in addition to box bay option Shakes Colour: Antique Brass, Black, Charred Coal, Chesapeake Gray, Coastal Blue, Dover Gray, Dune, Iron Ore, Linen, Marine Dusk, Midnight Surf, Mud Bath, North Shore, Okanagan Hills, Pebble, Pistachio, Rainforest, Raw Clay, Sage, See Below, Storm, White, Windswept Smoke	\$555
2101	Metal roof vents		\$340
1938	Ridge Venting (MS)	Ridge Venting for Multi-Section homes will be shipped loose	\$315
 1830	Recessed Front Entry		\$1,130
1847	Recessed Angled Front Entry		\$1,305
01918	18" Eave on One Sidewall and Pullout on the Other Sidewall ILO Std 12"	Fixed Side must be Shipped to Curbside. N/A with 6/12 Roof, N/A with 9' Sidewall	\$920
1829	18" Pull Out Eaves on Both Sidewalls ILO Std 12"	Must be completed onsite. N/A with 6/12 Roof, N/A with 9' Sidewall	\$1,225
8101	18" Fixed Eaves on Both Sidewalls ILO Std 12"	Must be Shipped to Curb Side and Requires Extra Pilot Vehicle.	\$610
0088	24" Pullout Eaves on Both Sidewalls ILO Std 12"	Must Be Complete Onsite. N/A with 6/12 Roof, N/A with 9' Sidewall	\$1,835
0084	24" Fixed Eaves on Both Sidewalls ILO Std 12"	Must be Shipped to Curb Side and Requires Extra Pilot Vehicle.	\$1,225
0085	24" Fixed Eave on One Sidewall and Pullout on Other Sidewall ILO Std 12"	Fixed Side must be Shipped to Curbside. N/A with 6/12 Roof, N/A with 9' Sidewall	\$1,530
1561	Fire Rated Eaves-Must have Hip Roof	Hip required on Front & Rear OP1562 must be ordered. Black Metal Soffit and J-Trim OP5000 must be ordered. Does not work w/ Pull Out Eaves Location: Both, Curbside, Roadside	\$0 @ 20/foot length
4998	12" Pine Soffit	c/ with Ridge Venting	\$18.50 @ 18.85/foot length
4997	18" Pine Soffit	c/ with Ridge Venting,	\$0 @ 25.50/foot length
4996	24" Pine Soffit	c/ with Ridge Venting	\$0 @ 29.05/foot length
 1401	Extra Exterior Frost Free Tap on Sidewall		\$120
1399	Extra Exterior Frost Free Tap on Endwall		\$220
1387	Raise Standard Exterior Frost Free Tap	Installed in existing partition wall 8" higher than std	\$50
1397	Extra Exterior Frost Free Tap on Sidewall Raised	Installed in existing partition wall 8" higher than std	\$175
1398	Extra Exterior Frost Free Tap on Endwall Raised	Installed in existing partition wall 8" higher than std	\$270
 1461	Hot/Cold Frost Free Tap ILO Std Frost Free Tap - Side Wall		\$155
 1462	Hot/Cold Frost Free Tap ILO Std Frost Free Tap - End Wall		\$250
 1463	Hot/Cold Frost Free Tap - Side Wall		\$225
 1464	Hot/Cold Frost Free Tap - End Wall		\$320
1822	High Wind Shingle Installation	Comes with 2 extra nails per shingle & Tabbed	\$410
 1918	Morning Room A	not suited for 24' wide- requires 60x60f deleted and 36x60f added	\$4,725
 1919	Morning Room B	not suited for 24' wide- requires 60x60f deleted and 36x60f added	\$3,835
1531	Backing For Mast		\$225
 0521	Exterior Faux Stone	\$25.50 Per Sqft	\$25.50
0522	Corrugated Metal Siding	EA 3'Panel Must specify Location and Width required. Vertical application. Vinyl homes have White Smartboard	\$285

transition unless painted colour ordered & specified
(see OP0111)

Metal Siding Colour: Charcoal, Galvalume

2102	Plastic Roof Wrap	*Must be ordered before home is on production line.*	\$590
0300	3/8" Plywood ILO Standard for Exterior Walls	**SEND FOR QUOTE**	\$0
0301	1/2" Plywood ILO Standard for Roof Sheathing	**SEND FOR QUOTE**	\$0
	24 Wide 6' Porch One Half	Gable. This option may incur an additional engineering fee for monotruss when it results in the plan being offset.	
1016		Porch Post Colour: Antique Brass, Black, Charred Coal, Chesapeake Gray, Coastal Blue, Dover Gray, Dune, Iron Ore, Linen, Marine Dusk, Midnight Surf, Mud Bath, North Shore, Okanagan Hills, Pebble, Pistachio, Rainforest, Raw Clay, Sage, See Below, Storm, White, Windswept Smoke	\$4,425
	24 Wide 8' Porch One Half	Gable. Select post colour. This option may incur an additional engineering fee for monotruss when it results in the plan being offset.	
1017		Porch Post Colour: Antique Brass, Black, Charred Coal, Chesapeake Gray, Coastal Blue, Dover Gray, Dune, Iron Ore, Linen, Marine Dusk, Midnight Surf, Mud Bath, North Shore, Okanagan Hills, Pebble, Pistachio, Rainforest, Raw Clay, Sage, See Below, Storm, White, Windswept Smoke	\$5,500
	24 Wide 6' Full Porch	STD c/w hip roof. 9' Ceilings hip roof to be installed on site (up to 5/12)- Gable does not. Hip N/A with 6/12 & 9' sidewall combo. Select post colour. Does not work w/ Pull Out Eaves.	
1026		Finish: Gable, Hip Porch Post Colour: Antique Brass, Black, Charred Coal, Chesapeake Gray, Coastal Blue, Dover Gray, Dune, Iron Ore, Linen, Marine Dusk, Midnight Surf, Mud Bath, North Shore, Okanagan Hills, Pebble, Pistachio, Rainforest, Raw Clay, Sage, See Below, Storm, White, Windswept Smoke	\$9,665
	24 Wide 8' Full Porch	STD c/w hip roof. 9' Ceilings hip roof to be installed on site (up to 5/12)- Gable does not. Hip N/A with 6/12 & 9' sidewall combo. Select post colour. Does not work w/ Pull Out Eaves.	
1027		Finish: Both, Hip Porch Post Colour: Antique Brass, Black, Charred Coal, Chesapeake Gray, Coastal Blue, Dover Gray, Dune, Iron Ore, Linen, Marine Dusk, Midnight Surf, Mud Bath, North Shore, Okanagan Hills, Pebble, Pistachio, Rainforest, Raw Clay, Sage, See Below, Storm, White, Windswept Smoke	\$11,785
	24 Wide 10' Full Porch	STD c/w hip roof. 9' Ceilings hip roof requires work on site (up to 5/12)- Gable does not. Hip N/A with 6/12 & 9' sidewall combo. Select post colour. Does not work w/ Pull Out Eaves.	
1028		Finish: Gable, Hip Porch Post Colour: Antique Brass, Black, Charred Coal, Chesapeake Gray, Coastal Blue, Dover Gray, Dune, Iron Ore, Linen, Marine Dusk, Midnight Surf, Mud Bath, North Shore, Okanagan Hills, Pebble, Pistachio, Rainforest, Raw Clay, Sage, See Below, Storm, White, Windswept Smoke	\$13,935
	27 Wide 6' Porch One Half	Gable. This option may incur an additional engineering fee for monotruss when it results in the plan being offset.	
1018		Porch Post Colour: Antique Brass, Black, Charred Coal, Chesapeake Gray, Coastal Blue, Dover Gray, Dune, Iron Ore, Linen, Marine Dusk, Midnight Surf, Mud Bath, North Shore, Okanagan Hills, Pebble, Pistachio, Rainforest, Raw Clay, Sage, See Below, Storm, White, Windswept Smoke	\$4,580
	27 Wide 8' Porch One Half	Gable. Select post colour. This option may incur an additional engineering fee for monotruss when it results in the plan being offset.	
1019		Porch Post Colour: Antique Brass, Black, Charred Coal, Chesapeake Gray, Coastal Blue, Dover Gray, Dune, Iron Ore, Linen, Marine Dusk, Midnight Surf, Mud Bath, North Shore, Okanagan Hills, Pebble, Pistachio, Rainforest, Raw Clay, Sage, See Below, Storm, White, Windswept Smoke	\$5,700
1029	27 Wide 6' Full Porch	STD c/w hip roof. 9' Ceilings hip roof requires work on site (up to 5/12)- Gable does not. Hip N/A with 6/12 & 9' sidewall combo. Select post colour. Does not work w/ Pull Out Eaves.	\$9,750

		<p>Finish: Gable, Hip Porch Post Colour: Antique Brass, Black, Charred Coal, Chesapeake Gray, Coastal Blue, Dover Gray, Dune, Iron Ore, Linen, Marine Dusk, Midnight Surf, Mud Bath, North Shore, Okanagan Hills, Pebble, Pistachio, Rainforest, Raw Clay, Sage, See Below, Storm, White, Windswept Smoke</p>	
1794	27 Wide 8' Full Porch	<p>STD c/w hip roof. 9' Ceilings hip roof requires work on site (up to 5/12)- Gable does not. Hip N/A with 6/12 & 9' sidewall combo. Select post colour. Does not work w/ Pull Out Eaves. Finish: Gable, Hip Porch Post Colour: Antique Brass, Black, Charred Coal, Chesapeake Gray, Coastal Blue, Dover Gray, Dune, Iron Ore, Linen, Marine Dusk, Midnight Surf, Mud Bath, North Shore, Okanagan Hills, Pebble, Pistachio, Rainforest, Raw Clay, Sage, See Below, Storm, White, Windswept Smoke</p>	\$12,470
1031	27 Wide 10' Full Porch	<p>STD c/w hip roof. 9' Ceilings hip roof requires work on site (up to 5/12)- Gable does not. Hip N/A with 6/12 & 9' sidewall combo. Select post colour. Does not work w/ Pull Out Eaves. Finish: Gable, Hip Porch Post Colour: Antique Brass, Black, Charred Coal, Chesapeake Gray, Coastal Blue, Dover Gray, Dune, Iron Ore, Linen, Marine Dusk, Midnight Surf, Mud Bath, North Shore, Okanagan Hills, Pebble, Pistachio, Rainforest, Raw Clay, Sage, See Below, Storm, White, Windswept Smoke</p>	\$14,545
1020	28-6 Wide 6' Porch One Half	<p>Gable. This option may incur an additional engineering fee for monotruss when it results in the plan being offset. Porch Post Colour: Antique Brass, Black, Charred Coal, Chesapeake Gray, Coastal Blue, Dover Gray, Dune, Iron Ore, Linen, Marine Dusk, Midnight Surf, Mud Bath, North Shore, Okanagan Hills, Pebble, Pistachio, Rainforest, Raw Clay, Sage, See Below, Storm, White, Windswept Smoke</p>	\$4,865
1021	28-6 Wide 8' Porch One Half	<p>Gable. Select post colour. This option may incur an additional engineering fee for monotruss when it results in the plan being offset. Porch Post Colour: Antique Brass, Black, Charred Coal, Chesapeake Gray, Coastal Blue, Dover Gray, Dune, Iron Ore, Linen, Marine Dusk, Midnight Surf, Mud Bath, North Shore, Okanagan Hills, Pebble, Pistachio, Rainforest, Raw Clay, Sage, See Below, Storm, White, Windswept Smoke</p>	\$6,095
1032	28-6 Wide 6' Full Porch	<p>STD c/w hip roof. 9' Ceilings hip roof requires work on site (up to 5/12)- Gable does not. Hip N/A with 6/12 & 9' sidewall combo. Select post colour. Does not work w/ Pull Out Eaves. Finish: Gable, Hip Porch Post Colour: Antique Brass, Black, Charred Coal, Chesapeake Gray, Coastal Blue, Dover Gray, Dune, Iron Ore, Linen, Marine Dusk, Midnight Surf, Mud Bath, North Shore, Okanagan Hills, Pebble, Pistachio, Rainforest, Raw Clay, Sage, See Below, Storm, White, Windswept Smoke</p>	\$10,795
1033	28-6 Wide 8' Full Porch	<p>STD c/w hip roof. 9' Ceilings hip roof requires work on site (up to 5/12)- Gable does not. Hip N/A with 6/12 & 9' sidewall combo. Select post colour. Does not work w/ Pull Out Eaves. Finish: Gable, Hip Porch Post Colour: Antique Brass, Black, Charred Coal, Chesapeake Gray, Coastal Blue, Dover Gray, Dune, Iron Ore, Linen, Marine Dusk, Midnight Surf, Mud Bath, North Shore, Okanagan Hills, Pebble, Pistachio, Rainforest, Raw Clay, Sage, See Below, Storm, White, Windswept Smoke</p>	\$13,050
1034	28-6 Wide 10' Full Porch	<p>STD c/w hip roof. 9' Ceilings hip roof requires work on site (up to 5/12)- Gable does not. Hip N/A with 6/12 & 9' sidewall combo. Select post colour. Does not work w/ Pull Out Eaves. Finish: Gable, Hip Porch Post Colour: Antique Brass, Black, Charred Coal, Chesapeake Gray, Coastal Blue, Dover Gray, Dune, Iron Ore, Linen, Marine Dusk, Midnight Surf, Mud Bath, North Shore, Okanagan Hills, Pebble, Pistachio, Rainforest, Raw Clay, Sage, See Below, Storm, White, Windswept Smoke</p>	\$15,370
1022	30 Wide 6' Porch One Half		\$5,195

		Gable. This option may incur an additional engineering fee for monotruss when it results in the plan being offset. Porch Post Colour: Antique Brass, Black, Charred Coal, Chesapeake Gray, Coastal Blue, Dover Gray, Dune, Iron Ore, Linen, Marine Dusk, Midnight Surf, Mud Bath, North Shore, Okanagan Hills, Pebble, Pistachio, Rainforest, Raw Clay, Sage, See Below, Storm, White, Windswept Smoke	
	30 Wide 8' Porch One Half	Gable. Select post colour. This option may incur an additional engineering fee for monotruss when it results in the plan being offset.	
1023		Porch Post Colour: Antique Brass, Black, Charred Coal, Chesapeake Gray, Coastal Blue, Dover Gray, Dune, Iron Ore, Linen, Marine Dusk, Midnight Surf, Mud Bath, North Shore, Okanagan Hills, Pebble, Pistachio, Rainforest, Raw Clay, Sage, See Below, Storm, White, Windswept Smoke	\$6,745
	30 Wide 6' Full Porch	STD c/w hip roof. 9' Ceilings hip roof requires work on site (up to 5/12)- Gable does not. Hip N/A with 6/12 & 9' sidewall combo. Select post colour. Does not work w/ Pull Out Eaves. Finish: Gable, Hip	
1035		Porch Post Colour: Antique Brass, Black, Charred Coal, Chesapeake Gray, Coastal Blue, Dover Gray, Dune, Iron Ore, Linen, Marine Dusk, Midnight Surf, Mud Bath, North Shore, Okanagan Hills, Pebble, Pistachio, Rainforest, Raw Clay, Sage, See Below, Storm, White, Windswept Smoke	\$11,010
	30 Wide 8' Full Porch	STD c/w hip roof. 9' Ceilings hip roof requires work on site (up to 5/12)- Gable does not. Hip N/A with 6/12 & 9' sidewall combo. Select post colour. Does not work w/ Pull Out Eaves. Finish: Gable, Hip	
1036		Porch Post Colour: Antique Brass, Black, Charred Coal, Chesapeake Gray, Coastal Blue, Dover Gray, Dune, Iron Ore, Linen, Marine Dusk, Midnight Surf, Mud Bath, North Shore, Okanagan Hills, Pebble, Pistachio, Rainforest, Raw Clay, Sage, See Below, Storm, White, Windswept Smoke	\$13,820
	30 Wide 10' Full Porch	STD c/w hip roof. 9' Ceilings hip roof requires work on site (up to 5/12)- Gable does not. Hip N/A with 6/12 & 9' sidewall combo. Select post colour. Does not work w/ Pull Out Eaves. Finish: Gable, Hip	
1037		Porch Post Colour: Antique Brass, Black, Charred Coal, Chesapeake Gray, Coastal Blue, Dover Gray, Dune, Iron Ore, Linen, Marine Dusk, Midnight Surf, Mud Bath, North Shore, Okanagan Hills, Pebble, Pistachio, Rainforest, Raw Clay, Sage, See Below, Storm, White, Windswept Smoke	\$15,970
	31-4 Wide 6' Porch One Half	Gable. This option may incur an additional engineering fee for monotruss when it results in the plan being offset.	
1024		Porch Post Colour: Antique Brass, Black, Charred Coal, Chesapeake Gray, Coastal Blue, Dover Gray, Dune, Iron Ore, Linen, Marine Dusk, Midnight Surf, Mud Bath, North Shore, Okanagan Hills, Pebble, Pistachio, Rainforest, Raw Clay, Sage, See Below, Storm, White, Windswept Smoke	\$5,310
	31-4 Wide 8' Porch One Half	Gable. This option may incur an additional engineering fee for monotruss when it results in the plan being offset.	
1025		Porch Post Colour: Antique Brass, Black, Charred Coal, Chesapeake Gray, Coastal Blue, Dover Gray, Dune, Iron Ore, Linen, Marine Dusk, Midnight Surf, Mud Bath, North Shore, Okanagan Hills, Pebble, Pistachio, Rainforest, Raw Clay, Sage, See Below, Storm, White, Windswept Smoke	\$6,550
	31-4 Wide 6' Full Porch	STD c/w hip roof. 9' Ceilings hip roof requires work on site (up to 5/12)- Gable does not. Hip N/A with 6/12 & 9' sidewall combo. Select post colour. Does not work w/ Pull Out Eaves. Finish: Gable, Hip	
1038		Porch Post Colour: Antique Brass, Black, Charred Coal, Chesapeake Gray, Coastal Blue, Dover Gray, Dune, Iron Ore, Linen, Marine Dusk, Midnight Surf, Mud Bath, North Shore, Okanagan Hills, Pebble, Pistachio, Rainforest, Raw Clay, Sage, See Below, Storm, White, Windswept Smoke	\$11,355
1039	31-4 Wide 8' Full Porch		\$14,180









STD c/w hip roof. 9' Ceilings hip roof requires work on site (up to 5/12)- Gable does not. Hip N/A with 6/12 & 9' sidewall combo. Select post colour. Does not work w/ Pull Out Eaves.




Finish: Gable, Hip

Porch Post Colour: Antique Brass, Black, Charred Coal, Chesapeake Gray, Coastal Blue, Dover Gray, Dune, Iron Ore, Linen, Marine Dusk, Midnight Surf, Mud Bath, North Shore, Okanagan Hills, Pebble, Pistachio, Rainforest, Raw Clay, Sage, See Below, Storm, White, Windswept Smoke

	31-4 Wide 10' Full Porch	STD c/w hip roof. 9' Ceilings hip roof requires work on site (up to 5/12)- Gable does not. Hip N/A with 6/12 & 9' sidewall combo. Select post colour. Does not work w/ Pull Out Eaves.	
1040		Finish: Gable, Hip Porch Post Colour: Antique Brass, Black, Charred Coal, Chesapeake Gray, Coastal Blue, Dover Gray, Dune, Iron Ore, Linen, Marine Dusk, Midnight Surf, Mud Bath, North Shore, Okanagan Hills, Pebble, Pistachio, Rainforest, Raw Clay, Sage, See Below, Storm, White, Windswept Smoke	\$16,530
1879	Extra Porch Railing	\$45 LF	\$45
1823	Composite Decking	Per Sqft	\$0 @ 14 per

Electrical Options

	1518	200 Amp Service		\$330
	1522	Add 1 1/2" conduit	Location: Other, Panel Box	\$120
	1521	Add 3/4" Conduit	Location: Other, Panel Box	\$95
	1524	Extra Wire for Panel per FT		\$20
	1514	Extra Exterior GFI Receptacle		\$195
	1546	Exterior Pot Light		\$110
	1528	Switched Eave Receptacle	Not available on std singlewide eaves	\$230
	1530	Extra Coach Light		\$110
	6000	Garage Ready Package	c/w (2) 15amp Breakers & Junction Box. Specify size & location of garage to avoid venting issues.	\$245
	0905	30 Amp Generator Panel	(4) 15 amp Breakers Only. Must specify which circuits.	\$865
	1506	Decora Switches and Receptacles		\$220
	1507	Ceiling Fan with Lights SNGL switch	Single switch	\$295
	1560	Ceiling Fan with Lights DBL switch	Double Switch	\$345
	1508	Wire only for Ceiling Fan c/w Double Switch	Comes with Double Switch for fan and light.	\$185
	1559	Wire Only Ceiling Fan SNGL Switch		\$170
	1558	Block for Ceiling Fan (Max 30lb)	Max fan weight of 30lb	\$95
	1513	Extra Interior Receptacle		\$140
	1529	Add Extra Switched Recept		\$155
	1516	Freezer Outlet on Separate Circuit		\$170
	1526	Interior Pot Light	LED	\$95
	1520	Add Ceiling Light with Switch		\$100
	1388	Add Ceiling Light without Switch		\$85
	1389	Wire Only for Ceiling Light with Switch		\$105
	1505	Wire Only Ceiling Light without Switch		\$85
	1500	Add 3 Way Switch	for Existing Light	\$95
	1510	Dimmer Switch	Not available for Under Cabinet Lighting	\$70
	1515	Extra Communication Conduit		\$80
	2376	Pre Wire for Cable/Phone	*Includes 1-exterior box for cable and 1-exterior box for phone. Phone and Cable wire run to the STD conduits. Wire connected onsite by the customer. PLEASE SPECIFY EXTERIOR BOX LOCATION.	\$545
	2482	Pre-wire for Additional Cable/Phone Wall Mount TV PKG	*Includes the jack	\$155
	2379		*Includes 1-2" conduit halfway up the wall down to the STD conduit height, 1-3/4" conduit from the STD conduit height through the floor and 2-interior receptacles, 1-STD height and 1-halfway up the wall beside the 2" conduit.	\$340
	8006	Wire for Spacesaver Microwave	*In Z240,Z241 home the range hood will be installed.	\$175

 1502	Wall Sconce		\$90
 1503	Track Light		\$110
 5003	Deluxe Pendant Light		\$110
1504	6" Motion Sensor Light ILO std	Interior only	\$35
1501	6" Motion Sensor Light	Interior only	\$120
1519	60 Amp Panel ILO Std 100 Amp Panel		\$335

Plumbing Options

1307	Plumb/Wire for Dishwasher w/Cab		\$305
1306	Plumb/Wire for Dishwasher w/o Cab		\$205
1413	Plumb and Wire for Stacking Washer/Dryer	\$255. Std on select Models only. Please note size if specific space is required	\$255
1430	Plumb for Soaker Sink		\$160

Door-Exterior Options

1672	Increase to 36" Entry Door	From STD 32" Location: Other, Rear	\$145
 1652	Add 32 Slab Exterior Door		\$1,240
 1660	Add 36 Slab Exterior Door		\$1,240
 1638	Victoria Exterior Door ilo Std	Location: Front, Front & Rear, Rear	\$425
1645	Victoria Exterior Door w/ 1 Side Light	ILO STD Slab Location: Ensuite, Front, Front & Rear, Rear	\$1,910
1649	Victoria Exterior Door w/ 2 Side Light	ILO STD Slab Location: Front, Front & Rear, Rear	\$2,860
 1637	9 Lite Exterior Door	ILO standard slab. Standard with Low E & Argon Location: Front, Front & Rear, Rear	\$255
 4630	3/4 Star Lite Exterior Door	ILO STD Slab Front Entry Door. This door is only available in 36". NOT as 32"- For Rear Door, must order 36" increased entry. Standard with Low E & Argon. Location: Front, Front & Rear, Rear	\$505
 0202	3/4 Star Lite Exterior Door w/ 1 Sidelight	ILO STD Slab Front Entry Door. This door is only available in 36" Location: Front, Front & Rear, Rear	\$1,990
0203	3/4 Star Lite Exterior Door w/ 2 Sidelights	ILO STD Slab Front Entry Door. This door is only available in 36". Standard with Low E & Argon. Location: Front, Front & Rear, Rear	\$2,860
 0082	Louisbourg Exterior Door (36")	ILO STD Slab Front Entry Door. This door is only available in 36". Standard with Low E & Argon.	\$525
0083	Louisbourg w/ 1 Sidelight (36")	ILO STD Slab Front Entry Door. This door is only available in 36". Standard with Low E & Argon.	\$2,070
0084	Louisbourg w/ 2 Side Lights (36")	ILO STD Slab Front Entry Door. This door is only available in 36". Standard with Low E & Argon.	\$2,875
 0200	1 Side Light-Std Slab Door	Standard with Low E & Argon.	\$1,575
 1643	6ft Patio Door ILO Blank Wall	Standard with Low E & Argon.	\$1,890
 1642	6ft Patio Door ILO Std Slab Door	Standard with Low E & Argon.	\$910
 1687	Sgl French Ext Door ILO Std door	with white lattice Note: all French exterior doors are standard outswing and do not include screens. Standard with Low E & Argon.	\$425
 0004	Sgl French Ext Door ILO Blank Wall	with white lattice Note: all French exterior doors are standard outswing and do not include screens. Standard with Low E & Argon.	\$1,435
1646	Dbi French Ext Doors ILO Blank Wall	with white lattice Note: DBL French exterior doors are outswing only and	\$3,015



do not include screens.
Standard with Low E & Argon.



0157

Garden Ext Doors ILO Blank Wall

Does not come with white lattice.
Standard with Low E & Argon.

\$2,800

Painted Exterior Door



1839

Location: Front, Front & Rear, Rear
Exterior Door Color: Antique Brass, Black, Charred Coal, Chesapeake Gray, Coastal Blue, Dover Gray, Dune, Iron Ore, Linen, Marine Dusk, Midnight Surf, Mud\$185 Bath, North Shore, Okanagan Hills, Pebble, Pistachio, Rainforest, Raw Clay, Sage, See Below, Storm, White, Windswept Smoke

8004

Automatic Door Closer Hinge

\$195

Door-Interior/Closets Options



0056

Winthrop Interior Door

\$85

0811

Utility Room Passage Door with Return Air Grill In Wall

\$295

0117

Increase Passage Door to 36

Select models may require custom changes if a wall is moved

\$70



1644

30" French Int Door ILO Passage Door

White with pewter lattice. Not Available to increase to 36"

\$645



1659

Double Interior French Doors

White Door ILO blank wall

\$1,390



1655

White Pantry Door w/Ribbed Glass

24" Door

\$640



1999

Lever Passage

-Each. Privacy set for Bathrooms only

\$25

1697

Pocket Door ILO Std Door

\$510

1698

Pocket Door ILO Blank Wall

\$650

0115

Barn Door ILO Std

30" & 36" only

\$450

0116

Barn Door ILO Blank Wall

30" & 36" only

\$605

0114

Install Wall Blocking for Barn Door Only

\$200

1590

Delete std Slab Passage Door

-\$265

1591

Delete std Slab BiPass Doors

-\$330

1692

Add Bifold Door

Select models. Price per Door

\$275

0046

Add BiPass Doors

\$330

1658

Add Double Interior Slab Doors ILO Blank Wall

\$400

1651

Add Passage Door ILO Blank Wall

\$265

1664

Add Passage Door c/w 3 Way Switch

\$385

1263

Add Closet

up to 4' wide, price includes single Slab door

\$750

1801

Add Pantry/Linen Closet

up to 4' wide, price includes single Slab door

\$795

Delete STD Windows

1784

Delete 24x36V

\$0

1788

Delete 30x36V

-\$650

1792

Delete 30x60V

-\$725

1817

Delete 36x60F

-\$690

1951

Delete 48x42V

-\$760

1952

Delete 48x60F

-\$730

1787

Delete 60x42V

-\$850

1786

Delete 60x60F

-\$905

Window Options

1619

Black Windows

Send in for Quote

\$0



1675

Alpine Bay- Endwall

ILO Blank Wall

\$2,815

1777

Alpine Bay- Sidewall

ILO Blank Wall. NA with Pull Out Eaves

\$2,405



1730

Walk a Bay

ILO Blank Wall. NA with Pull Out Eaves

\$2,410



1606

Arctic Bay

ILO Blank Wal. NA with Pull Out Eaves

\$2,645





















1691

Hampton Bay w/14' Dormer & eyebrow

ILO Blank Wall
If ordered on a sidewall on a single section or a 29'wide

\$3,760

home, bay must be shipped loose.

	Pentaview PKG	ILO Blank Wall	
1744		*Requires 4/12 Residential Roof Pitch or greater & 8' Vaulted Ceiling. Z-240 ONLY. NA 28'-6", 30' & 31'-4" wide	\$4,225
	Skyview PKG	ILO Blank Wall	
1726		*Requires 4/12 Residential Roof Pitch or greater & 8' Vaulted Ceiling, Z-240 ONLY. NA 28'-6", 30' & 31'-4" wide	\$4,325
1614	36x10V Clear Double Low E Bathroom Window	Suitable for Zone 6/7A	\$435
	1612 36X10V Obscured Bath Window	Not available for Zone 6/7A/7B/8 (see OP1614)	\$425
	1636 24X36V Obscured Bath Window	Not available for Zone 6/7A/7B/8- SEE OP2203 ILO Blank Wall.	\$490
1615	34X42 Crossreed Safety Glass	ILO Blank Wall	\$605
	1616 42X10 Crossreed Safety Glass	ILO Blank Wall	\$455
	1662 48X42 F Safety Glass Obscured.	Not available for A277 Zone 6/7A/7B/8. SEE OP2218. ILO Blank Wall.	\$575
	2063 48x42 V Safety Glass-Obscured	Not available for A277 Zone 6/7A/7B/8- SEE OP2218. ILO Blank Wall.	\$765
0837	24x12 Exterior Transom	ILO Blank Wall ILO Blank Wall ILO Blank Wall	\$415
	0838 30X12 Interior Transom	ILO Blank Wall	\$305
	0840 30X12 Exterior Transom	ILO Blank Wall	\$405
	0850 36x12 Exterior Transom	ILO Blank Wall	\$430
	0842 48x12 Exterior Transom	ILO Blank Wall	\$455
	0845 60X12 Exterior Transom	ILO Blank Wall	\$485
1977	72X12 Exterior Transom	ILO Blank Wall	\$550
	0846 30X18 Exterior Transom	ILO Blank Wall	\$425
	0843 36x18 Exterior Transom	ILO Blank Wall	\$450
	0851 48x18 Exterior Transom	ILO Blank Wall	\$475
1978	72x18 Exterior Transom	ILO Blank Wall	\$575
1974	60x18 Exterior Transom	ILO Blank Wall	\$520
1592	24X36V Clear		\$590
1782	30x36V	ILO Blank Wall	\$650
1597	42X36V	ILO Blank Wall	\$715
1628	48X42V	ILO Blank Wall	\$760
1629	60X42V	ILO Blank Wall	\$850
1630	90X42V	ILO Blank Wall	\$1,130
1593	18X60F		\$495
1595	18X60V		\$645
	1625 24X60F	ILO Blank Wall	\$540
	1747 24X60V	ILO Blank Wall	\$670
1626	30X60F	ILO Blank Wall	\$570
1627	30X60V	ILO Blank Wall	\$725
1631	36X60F	ILO Blank Wall	\$690
1632	36X60V	ILO Blank Wall	\$755
1783	48x60F	ILO Blank Wall	\$730
1674	48X60V	ILO Blank Wall	\$860
1976	60x60F	ILO Blank Wall	\$905
1975	60x60V	ILO Blank Wall	\$965
	1657 72x60V	ILO Blank Wall. (this size window is not available as Fixed)	\$1,035

Wolfe Creek -Window Options



All Wolfe Creek Windows come standard with grids on the top only

2501	24x52V	ILO Blank Wall	\$560
2523	30x52V		\$825
1598	42X52V	ILO Blank Wall	\$885
2522	60x58V		\$1,050
1958	24x76F	ILO Blank Wall	\$685
1959	24x76V	ILO Blank Wall	\$755
1962	30x76F	ILO Blank Wall	\$725
1963	30x76V	ILO Blank Wall	\$815
2503	36x76F	ILO Blank Wall	\$760
2504	36x76V	ILO Blank Wall	\$895
2392	42x46V	ILO Blank Wall	\$1,035
2370	48x76F	ILO Blank Wall	\$970
2510	48x76V	ILO Blank Wall	\$1,060
1964	60x76F	ILO Blank Wall	\$1,095
1965	60x76V	ILO Blank Wall	\$1,235
1968	72x76F	ILO Blank Wall	\$1,220
1967	72x76V	ILO Blank Wall	\$1,350

Casement -Window Options

2203	24x36V Obscure Casement	ILO Blank Wall	\$610
2204	24X60V Casement	ILO Blank Wall	\$745
2205	30X30V Casement	ILO Blank Wall	\$700
2206	30X36V Casement	ILO Blank Wall	\$895
2207	30X60V Casement	ILO Blank Wall	\$800
2219	36X14V Awning	ILO Blank Wall	\$655
2209	36X60V Casement	ILO Blank Wall	\$920
2210	42X30V Casement	ILO Blank Wall	\$890
2211	42X36V Casement	ILO Blank Wall	\$920
2212	48X30V Casement	ILO Blank Wall	\$880
2213	48X42V Casement	ILO Blank Wall	\$1,125
2214	48X60V Awning	ILO Blank Wall	\$1,130
2215	60X42V Casement	ILO Blank Wall	\$1,265
2216	72X60V Casement	ILO Blank Wall	\$1,320
2217	90X42V Casement	ILO Blank Wall	\$1,695
2218	48X42V Casement Safety Glass- Obscured	ILO Blank Wall	\$1,080




















Skylight Options

1010	14" Solar Tube	Cannot be placed in shed dormer. Not Available in center section of multi-section.	\$700
1633	2X4 Skylight	Cannot be located within 26" of sidewall. Skylights placed on or above a hinged roof or when extended eaves are ordered, must be installed on site. * Also the skylight cannot be installed with the 136 psf, and the 167psf Ground Snowload upgrade. Cannot be placed in shed dormer. (Cabin: can not be installed with Metal Roof). Not Available in center section of multi-section. Not available for 12' Park Models	\$530
 1634	2X2 Skylight	Cannot be located within 26" of sidewall. Skylights placed on or above a hinged roof, or when extended eaves are ordered, must be installed on site.* Also the skylight cannot be installed with the 136 psf, and the 167psf Ground Snowload upgrade. Cannot be placed in shed dormer. (Cabin: can not be installed with Metal Roof). Not Available in center section of multi-section.	\$395
 1635	3X6 Skylight	Cannot be located within 26" of sidewall. Skylights placed on or above a hinged roof, or when extended eaves are ordered, must be installed on site.* Also the skylight cannot be installed with the 136 psf, and the 167psf Ground Snowload upgrade. Cannot be placed in shed dormer & cannot be installed with Metal roof. Not Available in center section of multi-section. Not available for 12' Park Models	\$825



Cabinet Options

1264	15" Linen or Pantry Cabinet	Depth: FULL, SHALLOW	\$445
1238	30" Linen or Pantry Cabinet	Depth: FULL, SHALLOW	\$665
1214	30" Pantry w/ Micro Shelf	Type: A, B, C	\$955



	1285	Ribbed Glass Cabinet Door	NOT available for Looks Likatre, Trytoo Savatre	\$180
	1199	Wine Rack	When placed in upper cabinet, STD 12inch. Base cab end Peninsula: 24"	\$255
	1267	Telephone Desk	Comes with bank of drawers and communication jack & receptacle	\$395
	1259	Microwave Cabinet	27"	\$290
	1272	High Bar Kitchen		\$490
	1245	Extended Bar Kitchen		\$235
	1204	Extend Kitchen Cabinets to Ceiling (LF)	Looks Likatre & Trytoo Savatre only. For 8' Flat Ceiling. NOT AVAILABLE FOR Z241 OR VAULTED CEILINGS	\$35
	1227	Add Cabinet Door to Back Panel of Lower Cabinet		\$150
	1107	Kingston Island	If cooktop is in Island OP2851 Range Hood must be selected	\$1,950
	1275	Island A	Island installed with receptacle	\$780
	1273	Island B	Island installed with receptacle	\$825
	1271	Island C	Island installed with receptacle.	\$645
	1274	Island D	Island installed with receptacle	\$935
	1282	Island E	Island installed with receptacle	\$895
	1108	Island G	Island installed with receptacle	\$1,190
	1110	Island H	Island installed with receptacle	\$900
	1112	Island I	Island installed with receptacle	\$950
	1117	Island K	Island installed with receptacle. If cooktop is in Island OP2851 Range Hood must be selected	\$1,275
	1276	Island to be shipped loose		\$0
	1280	Clear Glass Cabinet Door	Only available for 15" Cabinet Door. NOT available for Looks Likatre, Trytoo Savatre	\$150
	2250	Soft Closing Drawers and Doors-Kitchen Only		\$530
	2480	Raised Cabinet		\$160
	1203	Roll Out Trash Drawer 12"	*Cannot be installed beside kitchen sink*	\$180
	1287	27" 3 Drawer Dresser	24" Deep	\$300
	1230	27" 5 Drawer Dresser	24" Deep	\$545
	0077	30" Wardrobe Cabinet		\$665
	0078	15" Wardrobe Cabinet		\$445
	1266	Utility Overhead Cabinets		\$485
	1257	Microwave Cabinet - Base w/ Lower Doors		\$475

Kitchen Options

	1251	Add Corner Kitchen Pantry		\$990
	1417	Goose Neck Faucet ILO STD Faucet		\$535
	1420	Nori Facuet ILO std		\$270
	1407	Stainless Undermount Kitchen Sink	This can only be installed with the optional Solid Surface countertop	\$480
	1422	Stainless Kitchen Farm Sink	Does not work with Highbar or Corner Cabinet	\$310



	1415	Black Blanco Undermount Sink	Can only be installed with the Solid Surface countertop. Picture shown with optional Nori Faucet	\$640
	1416	Black Blanco Sink ILO Std Stainless Steel Sink		\$510
	1429	Relocate sink to Island		\$305
	4611	LED Under Cabinet Lighting	*Kitchen Only	\$560
	4616	LED Under Counter Lighting	For Highbar or Extended Bar. Includes 3 lights on separate switch Location: Extended Bar, Highbar	\$480
	1202	9" Pull out Spice Rack- Lower Cab		\$505
	1246	Bank of Drawers in Kitchen	15" or 24" wide	\$265
	1247	Pot and Pan Drawers	27" wide.	\$200
	1248	Roll Out Shelves - 1 Set	Available in 24", 27" & 30" Wide	\$140
	1249	Lazy Susan	Select models	\$180
	1252	Hardwood Inlay		\$315
	1253	Full Hardwood Edge		\$265
	1256	Cleaners Drawer	Under kitchen sink - select models.	\$75
	6030	Full Tile Backsplash w/o Accent (DW)	Kitchen Only	\$1,120
	4609	Full Tile Backsplash w/ 3 Rows Glass Accent Emerald Isle(DW)	Kitchen Only Accent Tile: Emerald Isle	\$1,375
	0068	Full Tile Emerald Isle, 4 Row Bathroom (CO-MULTI)		\$2,220

Decor Options

	0	Prep Ceiling for onsite spray in open marriage line area		\$0
	2001	Interior Wall Acoustic Batt Insulation	\$15 per LF R12 Acoustic	\$15
	1265	Spindle Rail per Foot	Per LF	\$110
	1299	Art Niche	*This option comes with a small pot light in the ceiling *Drywall Only	\$320
	1820	Add Rod & Shelf in Closet		\$170
	1321	Change Location of Std Feature		\$100
	2003	Decor Change		\$155

Moulding Options




	2045	White Upgraded Trim (P)	Panel Home	\$2,140
	2005	White Upgrade Trim (D)	Drywall home	\$1,530
	6031	White Windsor Trim Pkg-Drywall		\$1,920
	6032	White Windsor Trim Pkg- Panel		\$2,710
	0045	Deluxe Trim (MS)-Drywall	Moulding Package: Chocolate Trim Package, Coastal Hemlock Trim Package	\$560
	0047	Deluxe Trim (MS)-Panel	Moulding Package: Chocolate Trim Package, Coastal Hemlock Trim Package	\$665
	2012	Pine Window Trim	Per Window	\$10
	2014	Pine Interior Door Trim	Per Door	\$20



Flooring Options

	0	Cut back floor at marriage line. (Ship extra Lino loose where applicable)	APPLICABLE FOR LINO HOME ONLY.	\$0
--	---	---	--------------------------------	-----









1705	Secondary Bedroom and or Den Carpet	Must specify location	\$475
1708	Dining Area Carpet		\$240
1709	Gathering Room Carpet		\$715
2029	5/8" T&G Plywood Floor	ILO STD flooring, priced per square foot. **SEND FOR QUOTE**	\$0
2059	3/4" T&G Plywood Floor	ILO STD flooring, priced per square foot. **SEND FOR QUOTE**	\$0
1720	Glue Down Lino	Plywood MUST be ordered.	\$0 @ 0.75/sqft

Bathroom Options


	1402	Double Sink Option	Select models. Pricing include std oval sink	\$690
	1459	Oval Undermount Vanity Sink w/ Zarina Faucet	Location: Ensuite, Ensuite & Main, Main, Other, See Below	\$350
	0847	Brentwood Sink	EA. ilo standard	\$80
	1411	Single Lever Faucet	Not available in Satin Nickel	\$95
	0849	Eva Lavy Faucet	ILO standard. each	\$150
	0848	Zarina Lavy Faucet	ILO standard. each	\$130
	1454	Corner Shower Stall ILO std Tub/Shower		\$385
	1419	Corner Shower Stall		\$1,850
	1438	36" Shower Stall	ILO linen closet.	\$1,440
	1447	48" Shower ILO Std Tub/Shower	Includes door, select models. Location: Ensuite, Ensuite & Main, Main	\$935
	1452	48" Shower ILO Linen		\$1,345
	1443	48" Halo Shower ILO Std Tub/Shower	Corner Application, Includes Chrome Rain Showerhead & Hand Held Showerhead, Utile Shower Panels. Bath window not available over Halo with 8' sidewall.	\$3,030
	1441	Add 48" Halo Shower	Corner Application, Includes Chrome Rain Showerhead & Hand Held Showerhead, Utile Shower Panels. Bath window not available over Halo with 8' sidewall.	\$4,220
	1446	60" Halo Shower ILO Std Tub/Shower	Location: Ensuite, Ensuite & Main, Main	\$3,260
	1444	Add 60" Halo Shower		\$4,450
	1406	5' Shower ILO Std Tub/Shower	Includes door ILO standard tub, select models.	\$1,120
	1433	Add 5' Shower		\$1,680
	1472	Garden Tub w/shower ILO Std Tub/Shower		\$345
	1470	Corner Tub w/shower ILO Std Tub/Shower		\$210
	1469	Corner Low Tub ILO Corner Tub/Shower		\$685
	1436	5' Classic Tub ILO std Tub/Shower	Low Tub Only- No shower Walls. Not available Jetted. Std Tile: 9 row std tile or 6 row Subway	\$935
	1434	Add 5' Classic Tub	Low Tub Only- No shower Walls. Not available Jetted. Std Tile: 9 row std tile or 6 row Subway	\$1,875
	1468	Brioso Tub ILO Std Tub/Shower		\$1,470
	1442	Add Brioso Free Standing Tub		\$2,965
	0513	Install Grab Bar	Select models	\$180
	1427	Tower Linen		\$195
	0034	Overhead Bath Linen Cabinet	Select Models. May require adjustment of sink placement. Does not include Glass in Door	\$200
	1278	Banjo Vanity	Vanity will be raised to 36". N/A w/ Solid Surface	\$160
	1323	Bank of Drawers in Vanity	Select models	\$265
	1320	Bottom Vanity Drawer	EA. 36" Vanity height, Available for 24", 27", 30", 36" cabinets	\$165
	1439	Framed Mirror		\$75
	5002	Deluxe Bathroom Vanity Light		\$75

	1538	LED Vanity Mirror	ILO of Standard Vanity Mirror and Bar Light. Comes with ceiling light. Both on separate switches.	\$270
		Serenity Bath PKG	Includes Brioso Free Standing Tub, Halo Shower, Double Brentwood sinks, Zarina Faucets, Bank Drawers, Open Cubbies, 15" Cabinet Linen, Deluxe Bar Light, (3)Pot Lights, Box Bay, 34x42 Crossreed Safety Glass. May Require Stretch Option.	\$8,920
	1409			
		Deluxe Bath	Includes: Classic Tub RT6042 W/ 2x4 Wall each side & Laminate top & front (match tile), 36" Shower with 1 Row Tile on Top & Sides, OJ cab, Double Sink in Vanity w/15" Bank of Drawers, Framed Mirrors, Deluxe Vanity Lights, Sealed Pot Lights over Tub & Shower	\$4,080
	1457			
	1410	Half Bath Option	Includes toilet and vanity, select models.	\$1,980
		Add Ensuite/Full Bath	Includes 5' Tub/Shower, Bar light, Over john, Exhaust fan, 5' Vanity w/ Sink, Towel ring & bar, Mirror & Privacy door	\$3,815
	1418			













Appliances - Kitchen Options

	111	Appliance Opening	Custom Appliance See Below (\$255.00) , Standard Appliance Opening	
	1258	Custom Opening Size	Sizes to be listed on order & appliance spec sheet sent in with order. *Must specify if 'Slide in Range'	\$0
	1235	Reduce Fridge Opening to 33"	1 1/2" x5/8" Filler Attached with "L" on Each Side of Standard 36" opening	\$90
	1904	Delete STD Refrigerator		\$-525
	1358	Bottom Mount Freezer Fridge		\$1,285
	4718	Stainless Bottom Mount Freezer Fridge		\$1,360
	1357	Side by Side Icemaker Refrigerator		\$1,025
	4723	Stainless Side by Side Icemaker Fridge		\$1,535
	1903	Delete STD Coil Range		\$-350
	1296	Self Clean Smoothtop Electric Range		\$725
	4727	Stainless Self Clean Smooth Top Range		\$1,125
	1319	Self Clean Gas Range		\$795
	4733	Stainless Gas Range		\$940
	1086	Stainless ELO/Microwave Combo with Cook Top		\$4,270
	2850	Stainless Range Hood- Wall	ILO STD Range Hood	\$815
	2851	Stainless Range Hood-Island	ILO STD Range Hood	\$1,970
	1347	Dishwasher Installed		\$665
	4740	Stainless Dishwasher Installed		\$815
	1349	Spacesaver Microwave	ILO standard range hood.	\$575
	4741	Stainless Spacesaver Microwave		\$765
	1301	Plumb Only for Icemaker		\$135
	1328	Wire for Appliance under Kitchen sink (Junction Box & Wall switch)	Includes Junction Box & wall switch	\$180

Appliances - Other Options

	1425	Electric Furnace w/200amp ILO High Efficiency Gas Furnace	This option comes STD with 200amp Panel Box	\$-410
		A/C Ready Electric Furnace	Includes Multi Speed A/C Blower Assembly with Relay kit.	
	1327		Does not include coil, coil cabinet, not available through Moduline.	\$110
	6499	Heat Recovery Unit	HRV 60H Heat recovery ventilator. HRV may need balancing on site.	\$2,425
		Baseboard Heat w/ HRV & 125amp panel ILO High Efficiency Gas Furnace	This option comes with a 125 amp panel box & HRV 60H Heat recovery ventilator (HRV Required for A277 & Z-240 with baseboard heat).	\$2,275
	1359		This option comes with a 125 amp panel box. 200AMP UPGRADE OPTION MAY BE REQUIRED- send in for Electrical Calculation	
	5001	Furnace Moisture Circulating Pump	NA with Electric Furnace	\$200
	0507	Hot Water on Demand	Must specify natural gas or propane. (Pacific models will lose wardrobe/closet space to accomodate)	\$2,860

Selection: Natural Gas, Propane

0506	Solar Hot Water Ready	2-2" conduits to be accessible from the hot water compartment up into the roof cavity or up through the roof.	\$90
1414	Water Softener Ready Home	Water line, 1 1/2" drain pipe and 15 amp breaker	\$585
1312	40 Gallon Gas HWT		\$1,110
1313	60 Gallon Gas HWT	Not convertible to propane. *Send in for Quote*	\$0
1315	60 Gallon Electric HWT		\$340
0	Custom Washer/Dryer Clearance	Please note sizes if specific space is required	\$0
0505	Faux Stone on Fireplace	Note: ILO STD Tile	\$290
1354	Fireplace Fan Kit	160 CFM	\$280
1355	Fireplace Propane Conversion Kit		\$120
 1353	Duchess Electric Fireplace	White cabinetry Mantel with Scottish White TILE	\$2,905
 1334	Duchess Gas Fireplace	White cabinetry Mantel with Scottish White TILE. OP1355 Propane conversion kit must be ordered separately. OP1354 Fan Kit must be ordered separately.	\$2,905
 4641	Westmore Electric Fireplace PKG	This option is only available in a drywall home and comes with the Wall Mount TV PKG.	\$3,360
 4640	Westmore Gas Fireplace PKG	This option is only available in a drywall home and comes with the Wall Mount TV PKG. OP1355 Propane conversion kit must be ordered separately. OP1354 Fan Kit must be ordered separately.	\$3,360
 0503	Pacific Electric Fireplace (not available for Z-241)	Comes with Tile. For Corner application, angled wall to ceiling is standard. *Must request Melamine Corner Shelf if required	\$2,965
 0504	Pacific Gas Fireplace	Comes with tile. (Propane Std for Park Model/Cabin)Exterior wall vent only. Comes with Tile. For Corner application, angled wall to ceiling is standard. *Must request Melamine Corner Shelf if required	\$2,965
 0499	Eddison Gas Fireplace Pkg	Includes TV Pkg. *Not available in Camp White. OP1355 Propane conversion kit must be ordered separately. OP1354 Fan Kit must be ordered separately.	\$3,120
 0496	Eddison Electric Fireplace Pkg	Includes TV Pkg	\$3,120
 4642	Heritage Fireplace	Includes White Shiplap Wall that extends in an 8' build out.	\$3,265
 0500	Woodstove: Blaze King Sirocco 20	Includes fan kit	\$7,285
 1421	Soaker Sink		\$430
 1432	20X20 Stainless Steel Sink in Cab	Includes base cabinet and countertop.	\$765

Deletions

0801	Delete Carpet to Bare Floor	Per sq/yard	\$0
1921	Delete Lino to Bare Floor	Per sq/yard Baseboards: Delete, Installed, Ship Loose	\$0
1717	Delete Carpet to Lino		\$-145
1908	Delete Exterior Door		\$-325
1536	Delete Std Dining Light Fixture only		\$-55
1537	Delete std Dining Light Fixture, Wire & Switch		\$-70
1909	Delete 2nd Sink in Bathroom		\$-75
1329	Delete Std Overjohn Cabinet		\$-80
1718	Delete Std Backsplash Tile		\$0
1911	Delete Ensuite/Full Bath	Deletion includes: Tub/Shower, Toilet, Overjohn, Vanity, Tile, Mirror, Fan/Light/Switches/GFI, Privacy Door, Wall and Towel bar/Paper Holder.	\$-1,300
2275	Delete Std Island A		\$-260
2271	Delete Std Island C		\$-180
2274	Delete Std Island D		\$-340
2108	Delete Std Island G		\$-395
2112	Delete Std Island I		\$-385
2107	Delete Std Kingston Island		\$-745
1656	Delete Pantry/Linen Closet		\$-360
1590	Delete Closet w/ Slab Door		\$-265
1591	Delete Closet w/ Bypass Doors		\$-330

Miscellaneous

0142	Engineering Fees	\$510
2011	Change Order Fee	\$100
OPT	Special Option	\$0
07016	Material Surcharge	\$0 @ 5.50/sqft
011B	Change Order Fee (B) (scheduled)	\$200
011C	Change Order Fee (C) (serialized prints complete)	\$400
011D	Change Order Fee (D) (online)	\$600
011E	Drawing Revision Fee (E)	\$200
	Steel Surcharge (DW)	
7017	Per LF. Overall Length to be entered in Units. (If Price pulls through with TRUSS selection it will be removed once order submitted) Floor: Frame, Truss	\$0 @ 40/foot length
9994	*NON FIXED PRICING*	NON FIXED PRICING: Retail 120 days, Stock 45 days \$0