

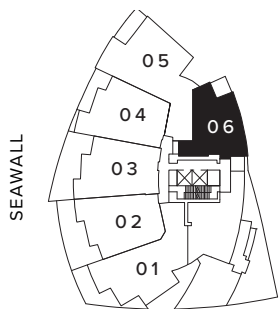
# PLAN A1 | 05 - 06

CITY COLLECTION

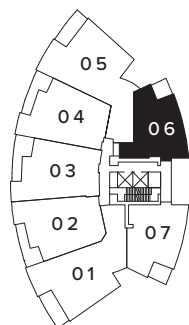
2 BEDROOM

INTERIOR 1,173 - 1,179 sq ft

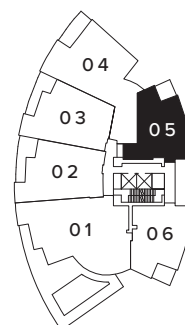
EXTERIOR 109 sq ft



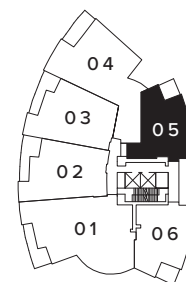
SEAWALL  
N FLOOR 3



FLOOR 4 - 9



FLOOR 10



FLOOR 11 - 13