



PLAN NW SKY BALCONY

TOWER W43

2 BEDROOM + FAMILY
2.5 BATH

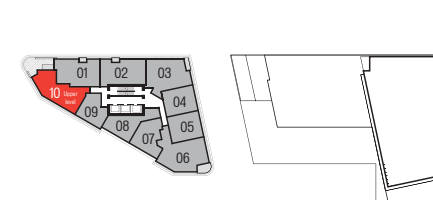
1959 SF LIVING
367 SF DECK

SPECIFICATIONS:

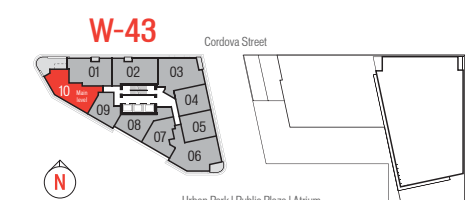
- Select from 10 custom designs for the suite entry door
- Exposed concrete, over-height ceilings
- Large sliding doors to bedrooms, allowing flex-space options, in most plans
- Contemporary oak parquet floors
- Optional integrated work spaces
- Polished stone kitchen countertops
- Glass feature wall tiles in a choice of five colours
- Most master baths include a separate shower and tub
- Dual flush toilet
- Large format porcelain floor and wall tiles in bathrooms
- Ensuite glass-tile feature wall, 5 colours to choose from
- Eggersmann kitchens, custom designed and finished for Woodward's
- Air-conditioning
- Appliance package includes:
 - AEG 24" cooktop (Stainless Steel)
 - AEG 24" oven (Stainless Steel)
 - AEG dishwasher (Stainless Steel)
 - AEG built-in coffee machine
 - Panasonic microwave/hoodfan (Stainless Steel)
 - Liebherr 24" refrigerator (Stainless Steel)
 - Samsung stacked washer/dryer
 - Garburator

DISCLAIMER:

In the interest of continuing improvement, the developer reserves the right to make modifications to the product design, pricing and specifications without notice. Square footages are approximate and may vary. E & O.E.

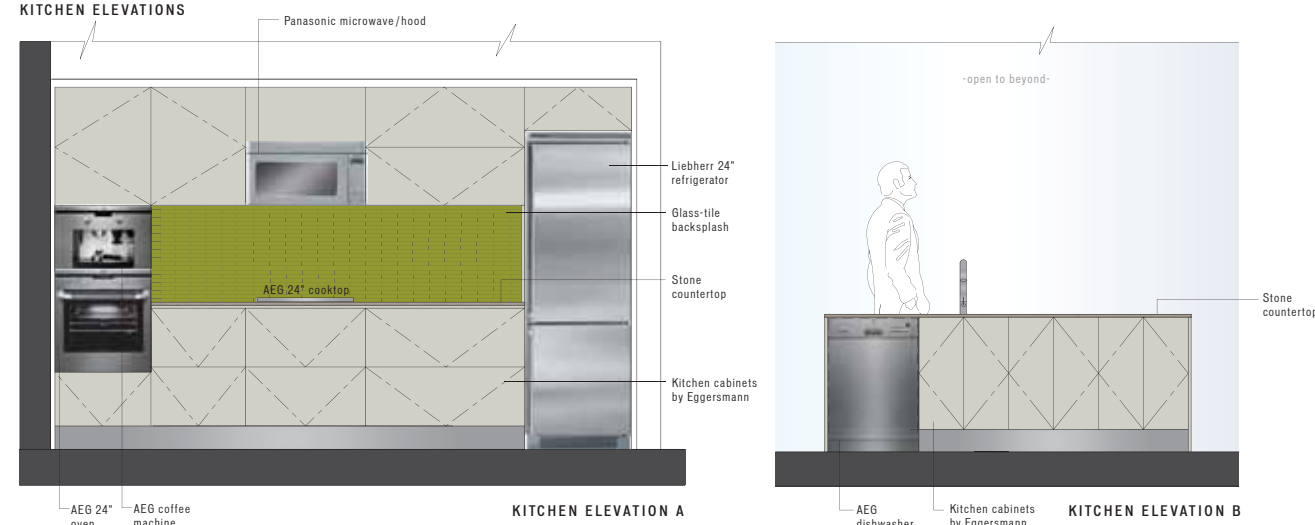


FLOORS 12, 31



FLOORS 10, 29

KITCHEN ELEVATIONS



BATHROOM ELEVATIONS

