



PLAN PHK

TOWER W32

2 BEDROOM
2 BATH

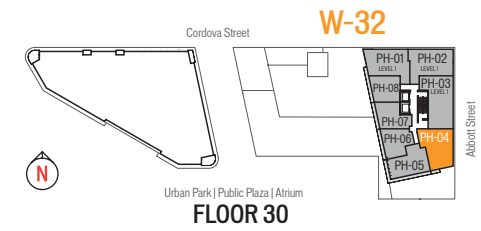
901 SF LIVING
33 SF DECK

SPECIFICATIONS:

- Select from 10 custom designs for the suite entry door
- Exposed concrete, over-height ceilings
- Large sliding doors to bedrooms, allowing flex-space options, in most plans
- Contemporary oak parquet floors
- Optional integrated work spaces
- Polished stone kitchen countertops
- Glass feature wall tiles in a choice of five colours
- Most master baths include a separate shower and tub
- Dual flush toilet
- Large format porcelain floor and wall tiles in bathrooms
- Ensuite glass-tile feature wall, 5 colours to choose from
- Eggersmann kitchens, custom designed and finished for Woodward's
- Air-conditioning
- Appliance package includes:
 - AEG 24" cooktop (Stainless Steel)
 - AEG 24" oven (Stainless Steel)
 - AEG dishwasher (Stainless Steel)
 - Panasonic microwave/hoodfan (Stainless Steel)
 - Liebherr 24" refrigerator
 - Samsung stacked washer/dryer
 - Garburator

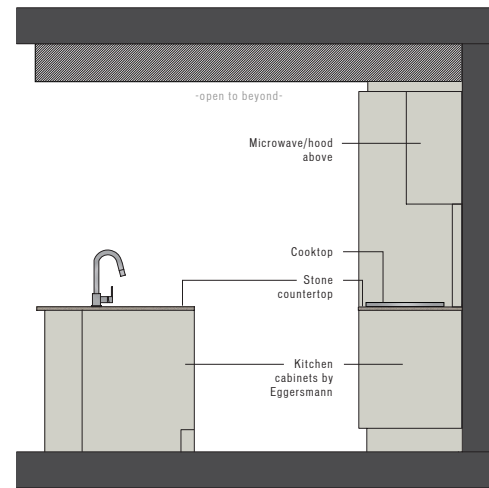
DISCLAIMER:

In the interest of continuing improvement, the developer reserves the right to make modifications to the product design, pricing and specifications without notice. Square footages are approximate and may vary. E & O.E.

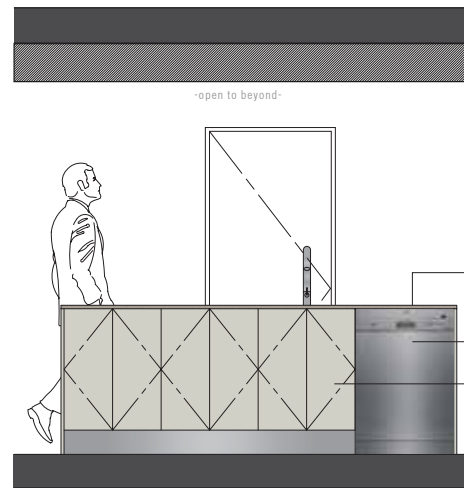


FLOOR 30

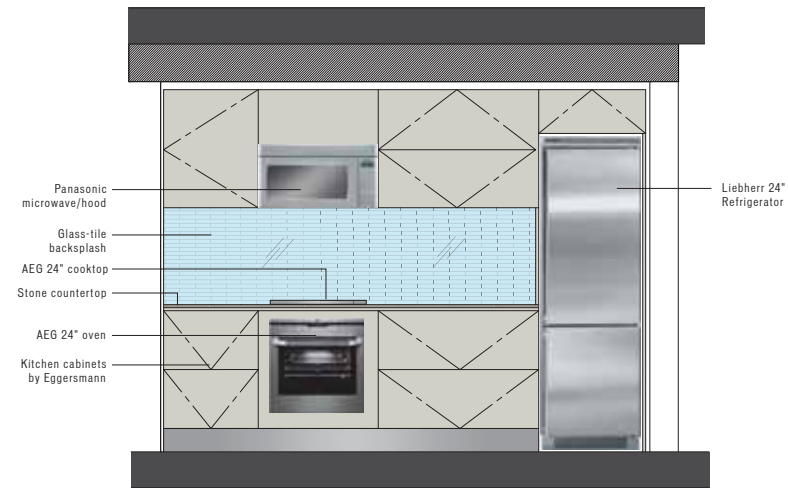
KITCHEN ELEVATIONS



KITCHEN SECTION A

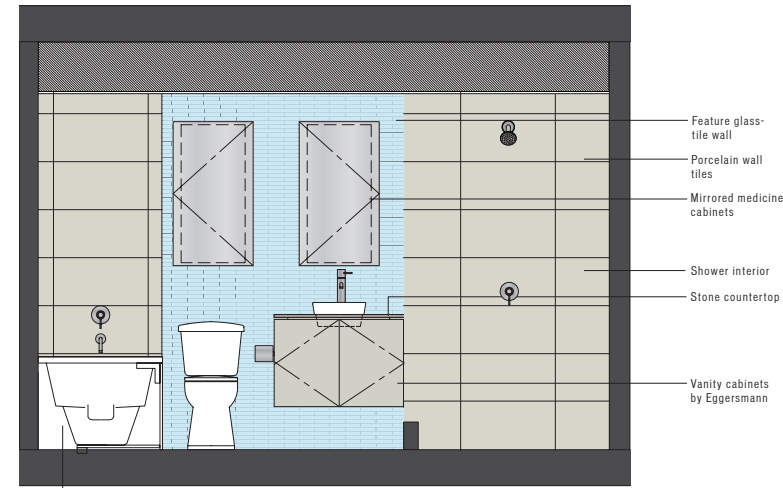


KITCHEN ELEVATION B

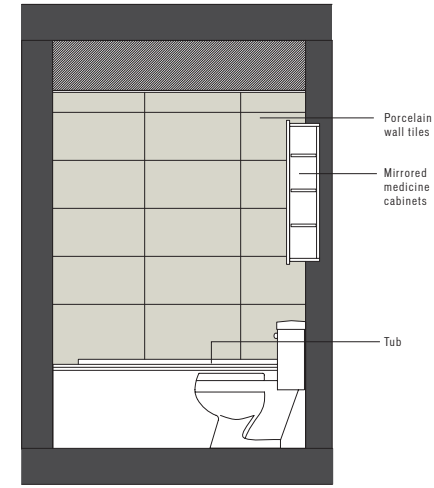


KITCHEN ELEVATION C

BATHROOM ELEVATIONS



BATHROOM ELEVATION A



BATHROOM ELEVATION B

- 1 Entry / Foyer
- 2 Coat Closet
- 3 Kitchen
- 4 Living
- 5 Dining
- 6 Closet
- 7 Bedroom-2
- 8 Deck
- 9 Master Bedroom
- 10 Closet / Laundry
- 11 Ensuite
- 12 Bathroom-2

SCALE
0 1 2 3 4 5 10 FT

