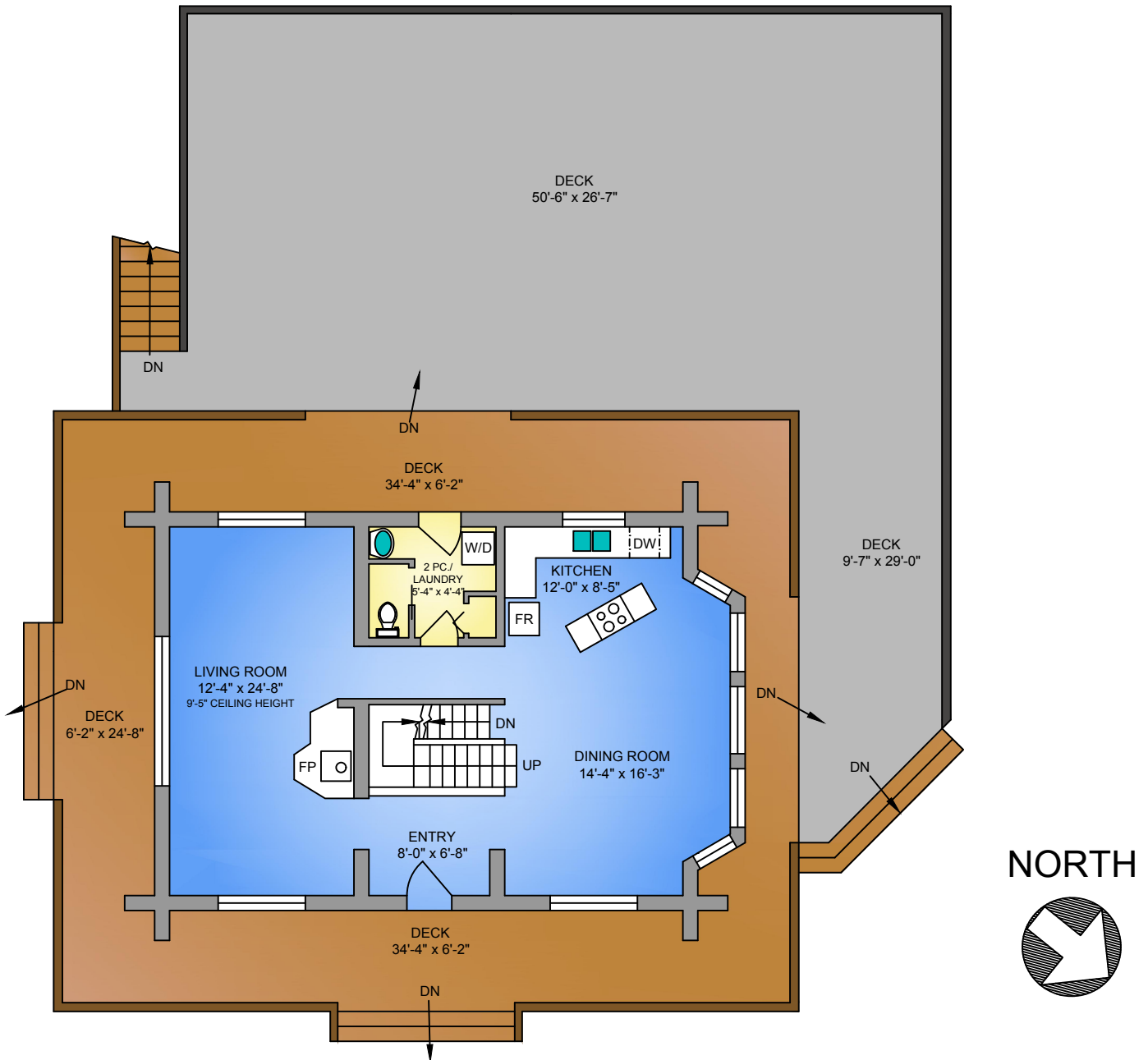


MAIN FLOOR
1026 SQ. FT.
 9'-5" CEILING HEIGHT

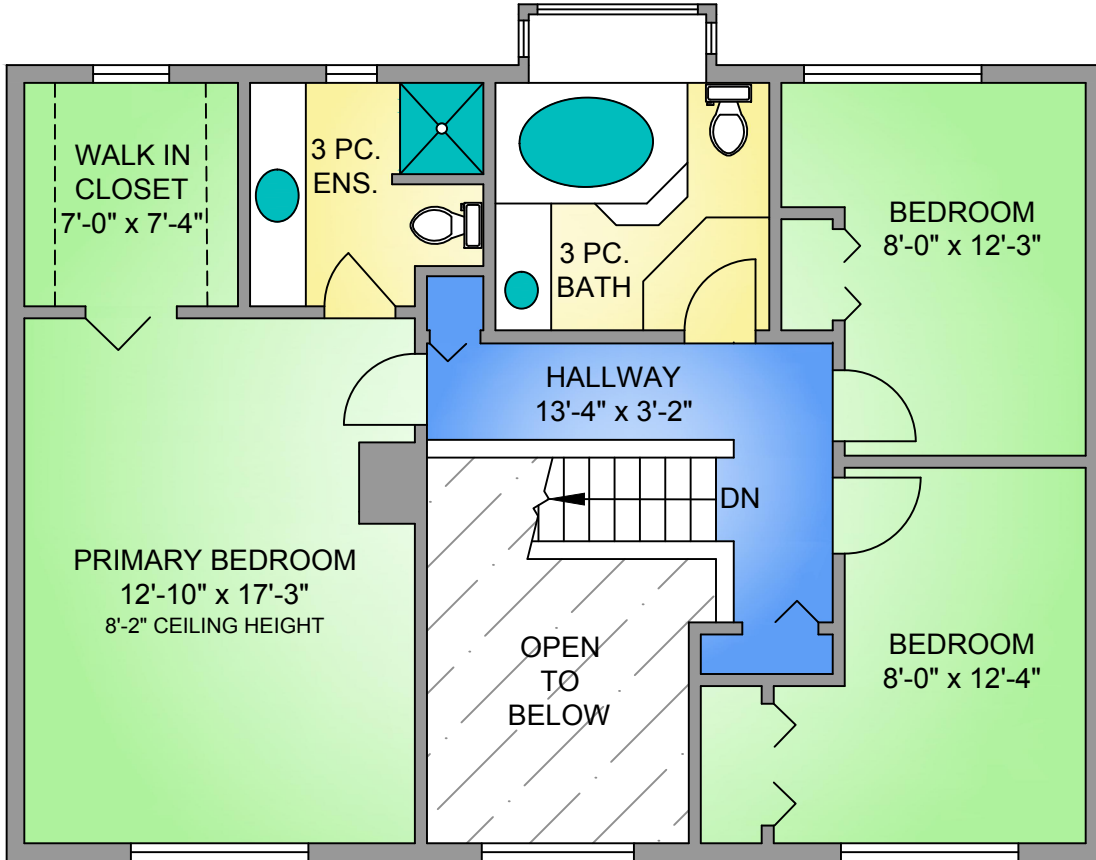


3769 PANORAMA CRESCENT				
MAY 1, 2024				
PREPARED FOR THE EXCLUSIVE USE OF JANET MOORE.				
PLANS MAY NOT BE 100% ACCURATE, IF CRITICAL BUYER TO VERIFY.				
FLOOR	TOTAL	AREA (SQ. FT.)		
		FINISHED	UNFINISHED	DECK / PATIO
MAIN	1026	1026	-	2461
UPPER	862	862	-	-
LOWER	1026	-	1026	1221
TOTAL	2914	1888	1026	3682

UPPER FLOOR

862 SQ. FT.

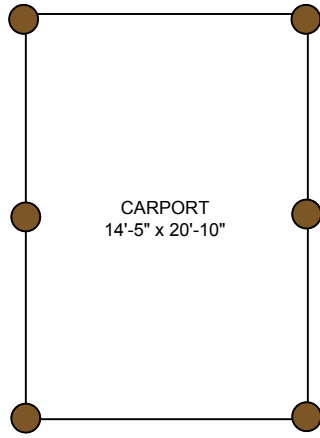
8'-2" CEILING HEIGHT



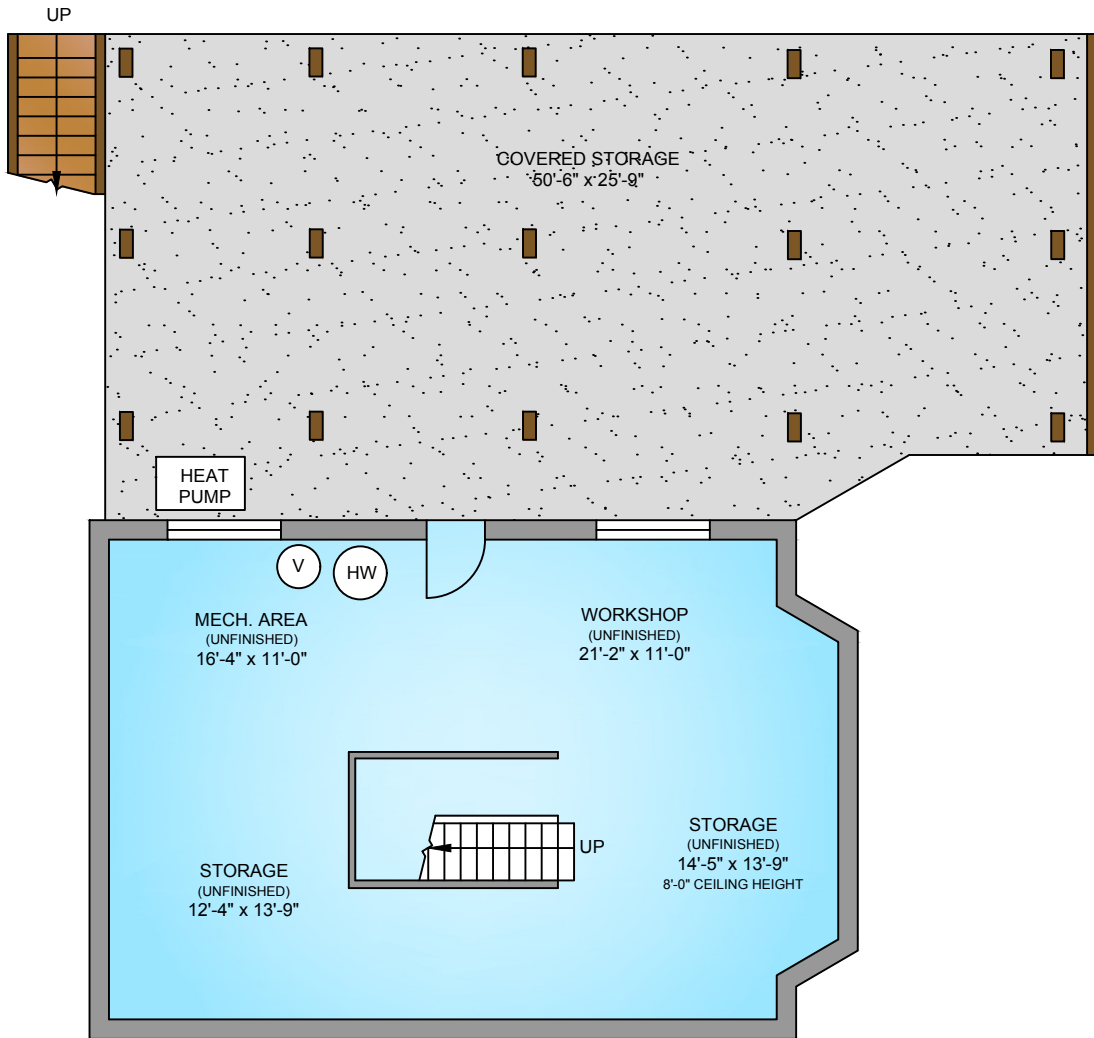
NORTH



3769 PANORAMA CRESCENT				
MAY 1, 2024				
PREPARED FOR THE EXCLUSIVE USE OF JANET MOORE.				
PLANS MAY NOT BE 100% ACCURATE, IF CRITICAL BUYER TO VERIFY.				
FLOOR	TOTAL	AREA (SQ. FT.)		
		FINISHED	UNFINISHED	DECK / PATIO
MAIN	1026	1026	-	2461
UPPER	862	862	-	-
LOWER	1026	-	1026	1221
TOTAL	2914	1888	1026	3682



LOWER FLOOR
1026 SQ. FT.
8'-0" CEILING HEIGHT



3769 PANORAMA CRESCENT
MAY 1, 2024
PREPARED FOR THE EXCLUSIVE USE OF JANET MOORE.
PLANS MAY NOT BE 100% ACCURATE, IF CRITICAL BUYER TO VERIFY.

FLOOR	TOTAL	AREA (SQ. FT.)		
		FINISHED	UNFINISHED	DECK / PATIO
MAIN	1026	1026	-	2461
UPPER	862	862	-	-
LOWER	1026	-	1026	1221
TOTAL	2914	1888	1026	3682