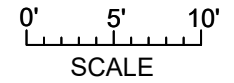
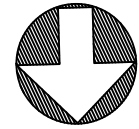
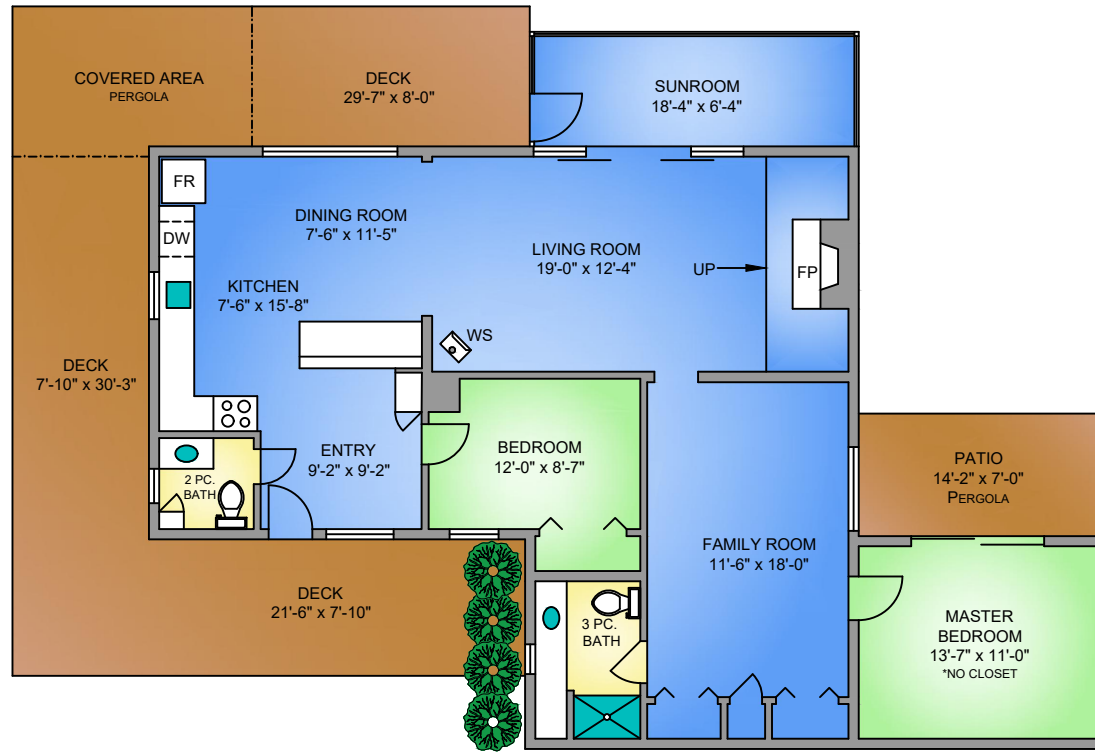


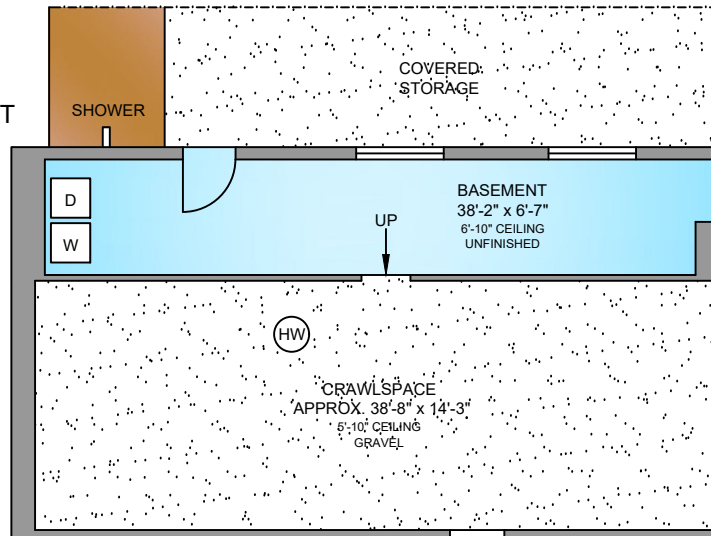
NORTH



MAIN FLOOR
1436 SQ. FT.
 7'-5" - 8'-0" CEILING HEIGHT

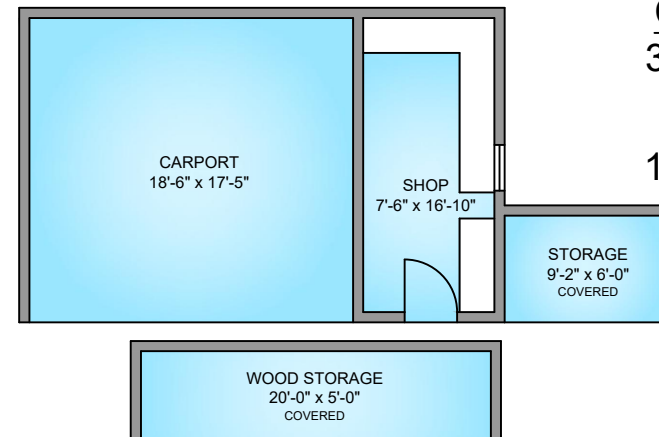


BASEMENT
310 SQ. FT.
 6'-10" CEILING HEIGHT
 UNFINISHED



CARPORT
348 SQ. FT.

SHOP
151 SQ. FT.



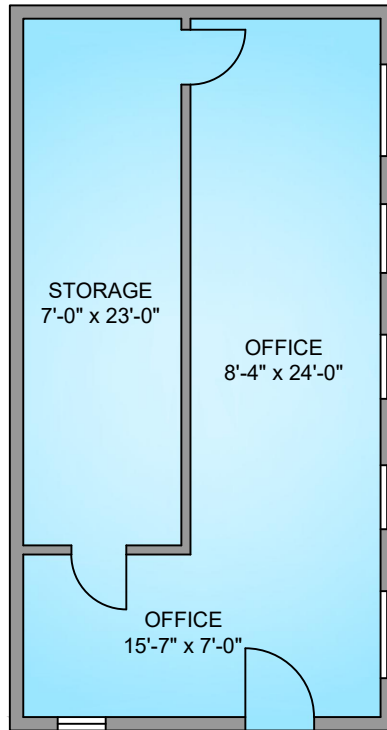
250 TOYNBEE ROAD

JUNE 24, 2019

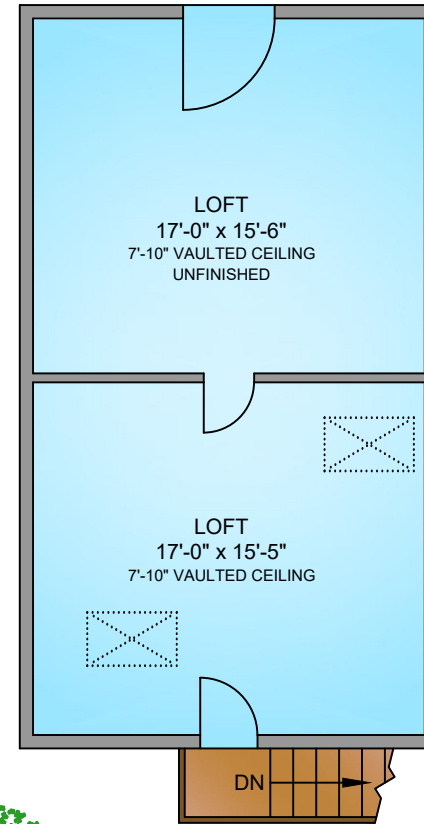
PREPARED FOR THE EXCLUSIVE USE OF JULIAN BRUCE.
 PLANS MAY NOT BE 100% ACCURATE, IF CRITICAL BUYER TO VERIFY.

FLOOR	TOTAL	AREA (SQ. FT.)				
		FINISHED	UNFINISHED	CARPORT	DECK / PATIO	SHOP
MAIN	1436	1436	-	348	740	151
BASEMENT	310	-	310	-	-	-
TOTAL	1746	1436	310	348	740	151

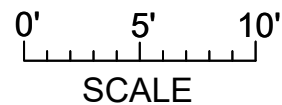
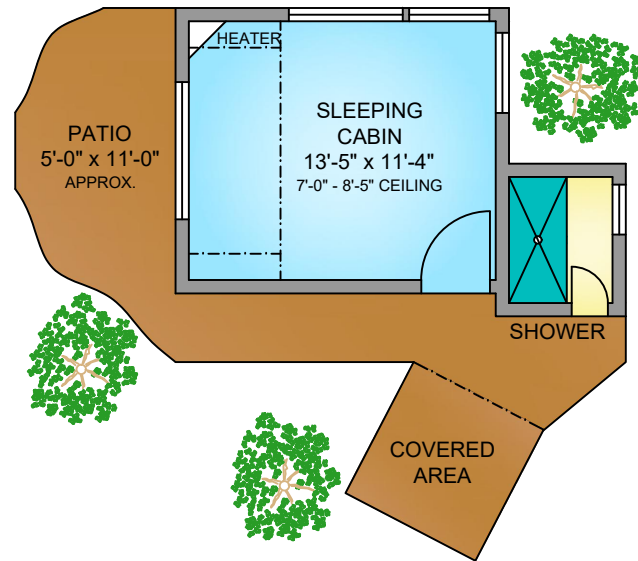
OFFICE
531 SQ. FT.
 7'-4" CEILING HEIGHT



LOFT
530 SQ. FT.
 7'-10" VAULTED CEILING
 ABOVE OFFICE



SLEEPING CABIN
216 SQ. FT.
 7'-0" - 8'-5" CEILING HEIGHT



250 TOYNBEE ROAD				
JUNE 24, 2019				
PREPARED FOR THE EXCLUSIVE USE OF JULIAN BRUCE.				
PLANS MAY NOT BE 100% ACCURATE, IF CRITICAL BUYER TO VERIFY.				
BUILDING	TOTAL	AREA (SQ. FT.)		
		FINISHED	UNFINISHED	DECK / PATIO
OFFICE	530	530	-	-
LOFT	530	265	265	-
TOTAL	1060	795	265	-
CABIN	216	216	-	55