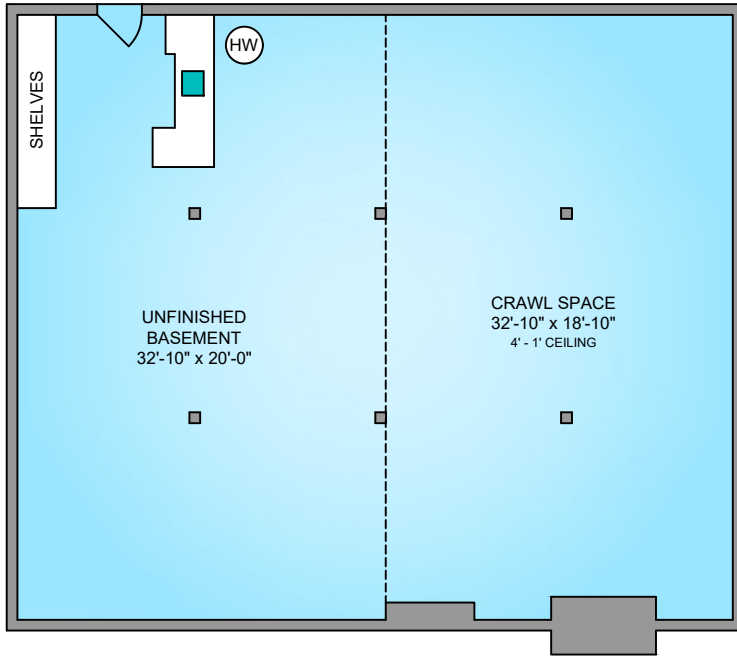


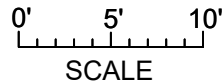

LOWER FLOOR

699 SQ. FT.

6'-3" TO 5'-0" CEILING HEIGHT



NORTH



MAIN FLOOR

1376 SQ. FT.

8'-0" CEILING HEIGHT



8654 SANSUM PARK DRIVE

OCTOBER 31, 2019

PREPARED FOR THE EXCLUSIVE USE OF LEBLANC • PIERCY GROUP
PLANS MAY NOT BE 100% ACCURATE, IF CRITICAL BUYER TO VERIFY.

FLOOR	AREA (SQ. FT.)				
	FINISHED	UNFINISHED	CRAWL SPACE	GARAGE	PATIO
MAIN	1376	-	-	513	323
LOWER	-	699	667	-	-
TOTAL	1376	699	667	513	323

ENGEL & VÖLKERS[®]
LEBLANC • PIERCY GROUP

PROPERMEASURE[™]
PRECISION

250-884-9753
matt@propermeasure.com
www.propermeasure.com