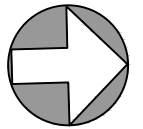
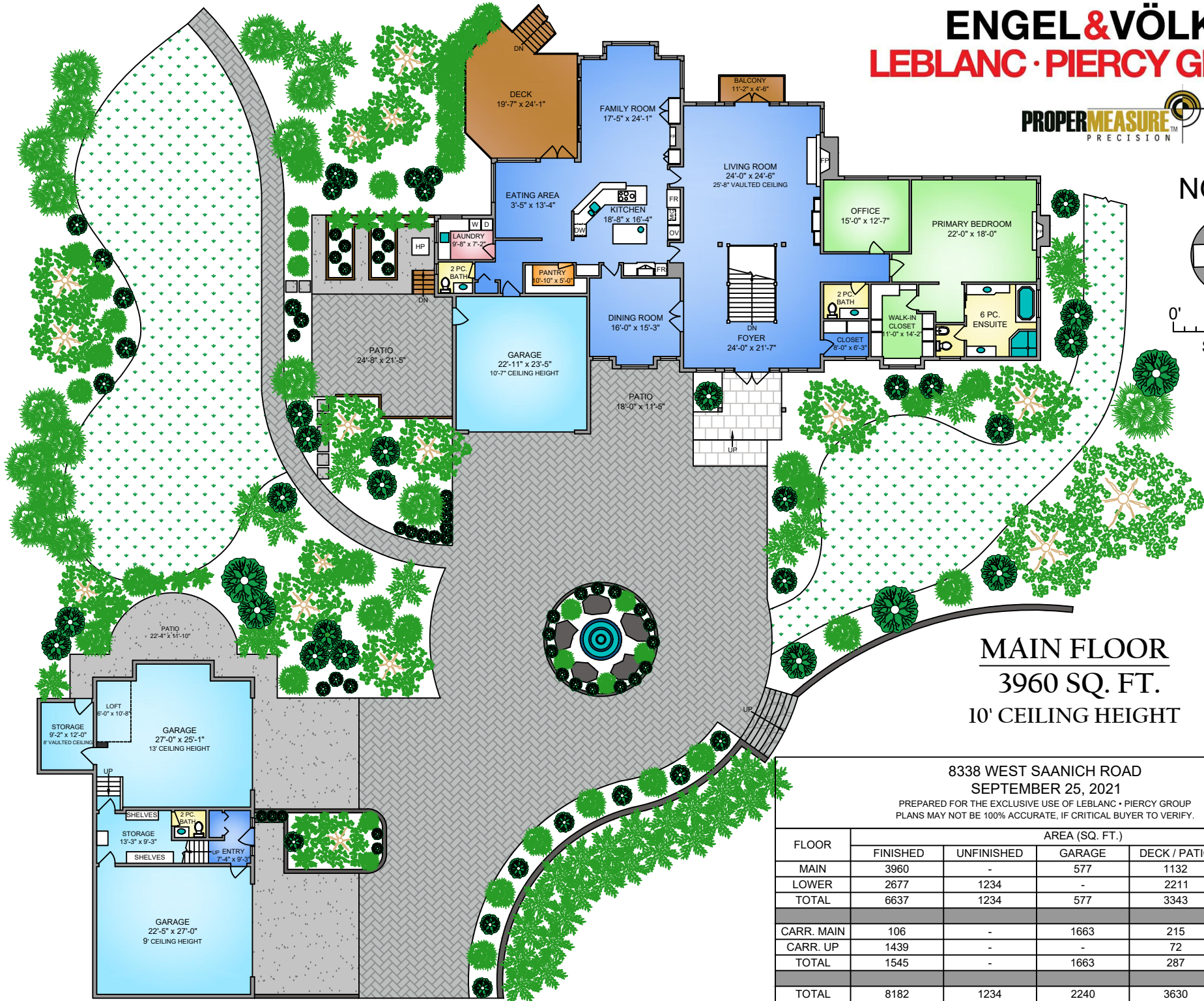


NORTH



0' 10' 20'  
SCALE



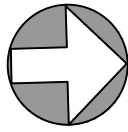
**MAIN FLOOR**  
**3960 SQ. FT.**  
**10' CEILING HEIGHT**

8338 WEST SAANICH ROAD  
SEPTEMBER 25, 2021

PREPARED FOR THE EXCLUSIVE USE OF LEBLANC · PIERCY GROUP  
PLANS MAY NOT BE 100% ACCURATE, IF CRITICAL BUYER TO VERIFY.

FLOOR	AREA (SQ. FT.)				
	FINISHED	UNFINISHED	GARAGE	DECK / PATIO	DOCK
MAIN	3960	-	577	1132	-
LOWER	2677	1234	-	2211	1200
<b>TOTAL</b>	<b>6637</b>	<b>1234</b>	<b>577</b>	<b>3343</b>	<b>1200</b>
CARR. MAIN	106	-	1663	215	-
CARR. UP	1439	-	-	72	-
<b>TOTAL</b>	<b>1545</b>	<b>-</b>	<b>1663</b>	<b>287</b>	<b>-</b>
<b>TOTAL</b>	<b>8182</b>	<b>1234</b>	<b>2240</b>	<b>3630</b>	<b>1200</b>

NORTH



0' 10' 20'  
SCALE

8338 WEST SAANICH ROAD

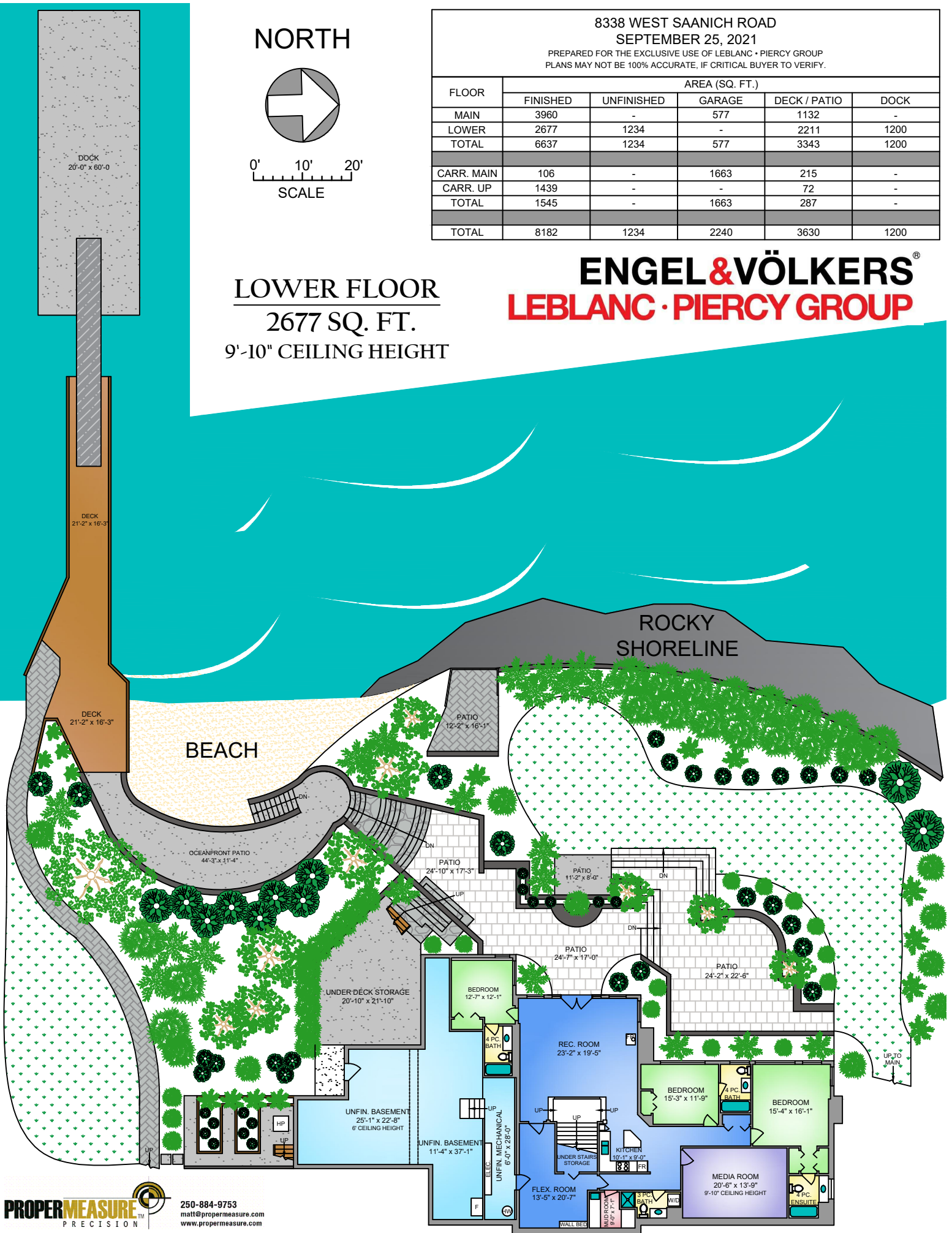
SEPTEMBER 25, 2021

PREPARED FOR THE EXCLUSIVE USE OF LEBLANC • PIERCY GROUP  
PLANS MAY NOT BE 100% ACCURATE, IF CRITICAL BUYER TO VERIFY.

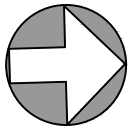
FLOOR	AREA (SQ. FT.)				
	FINISHED	UNFINISHED	GARAGE	DECK / PATIO	DOCK
MAIN	3960	-	577	1132	-
LOWER	2677	1234	-	2211	1200
TOTAL	6637	1234	577	3343	1200
CARR. MAIN	106	-	1663	215	-
CARR. UP	1439	-	-	72	-
TOTAL	1545	-	1663	287	-
TOTAL	8182	1234	2240	3630	1200

**LOWER FLOOR**  
2677 SQ. FT.  
9'-10" CEILING HEIGHT

**ENGEL & VÖLKERS®**  
**LEBLANC • PIERCY GROUP**



NORTH



0' 5' 10'  
SCALE

# CARRIAGE HOUSE - MAIN

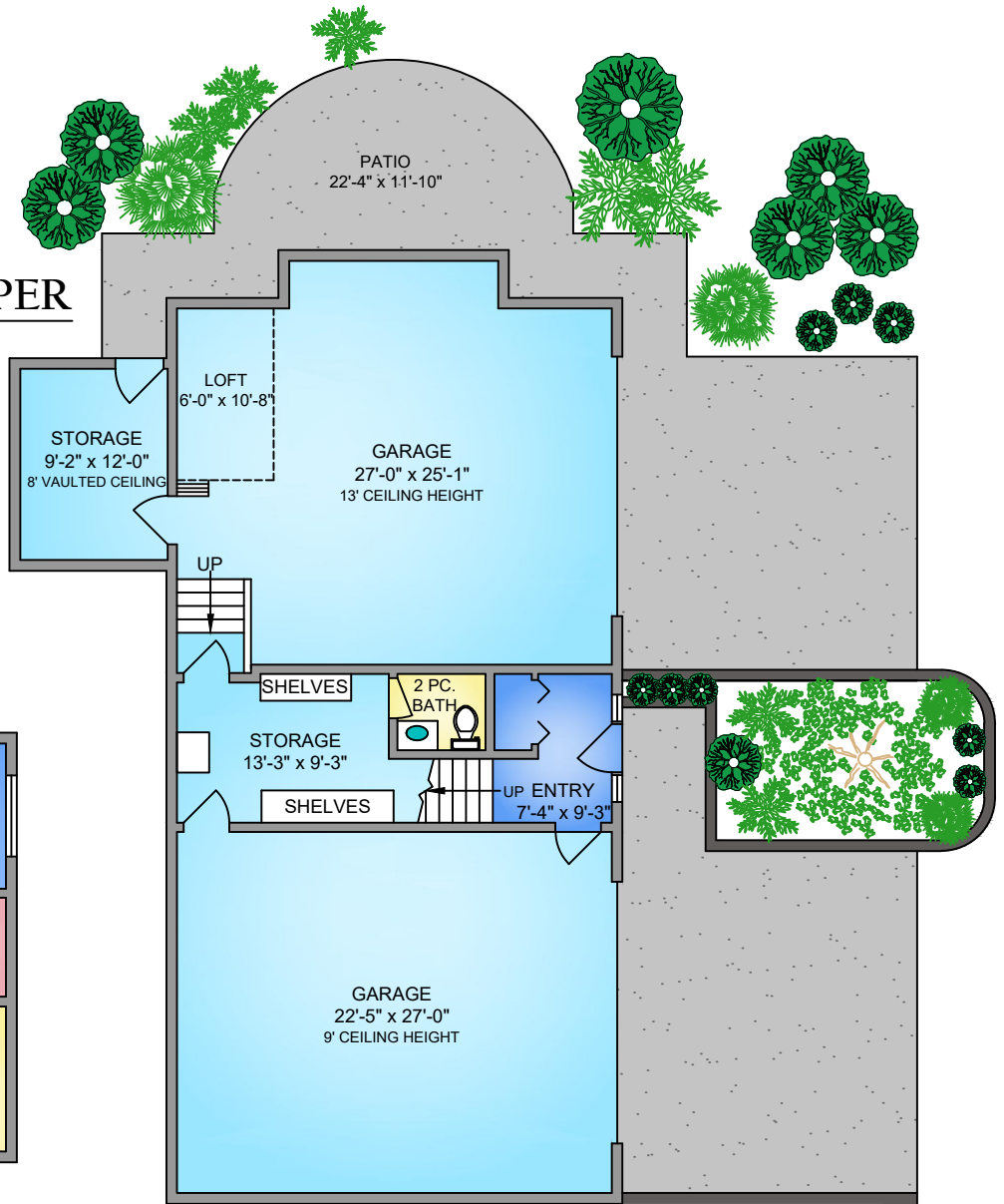
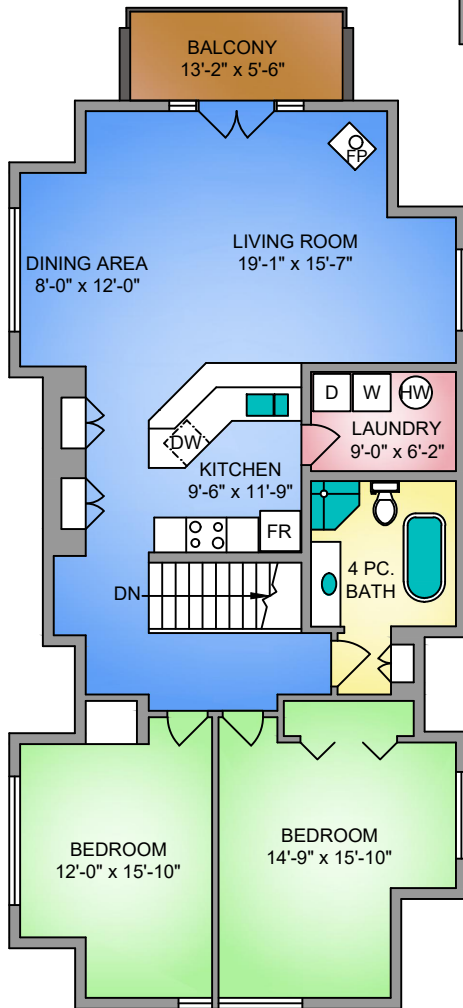
106 FINISHED SQ. FT.

9' TO 13' CEILING HEIGHT

# CARRIAGE HOUSE - UPPER

1439 SQ. FT.

11' CEILING HEIGHT



8338 WEST SAANICH ROAD  
SEPTEMBER 25, 2021  
PREPARED FOR THE EXCLUSIVE USE OF LEBLANC • PIERCY GROUP  
PLANS MAY NOT BE 100% ACCURATE, IF CRITICAL BUYER TO VERIFY.

FLOOR	AREA (SQ. FT.)				
	FINISHED	UNFINISHED	GARAGE	DECK / PATIO	DOCK
MAIN	3960	-	577	1132	-
LOWER	2677	1234	-	2211	1200
TOTAL	6637	1234	577	3343	1200
CARR. MAIN	106	-	1663	215	-
CARR. UP	1439	-	-	72	-
TOTAL	1545	-	1663	287	-
TOTAL	8182	1234	2240	3630	1200