














CABINETRY + HARDWARE SELECTIONS					
Code	Image	Item	Location	Product Details	Notes
1		Cabinet Interior	All Cabinetry	<b>Supplier:</b> C & L Cabinets <b>Style:</b> Melamine <b>Colour:</b> White or Maple	
2		Kitchen Island	Kitchen	<b>Supplier:</b> C & L Cabinets <b>Style:</b> Slab <b>Colour:</b> A 1015	
3		Kitchen Perimeter	Kitchen	<b>Supplier:</b> C & L Cabinets <b>Style:</b> Slab <b>Colour:</b> A1000	
4		Hardware	Kitchen Island	<b>Supplier:</b> C & L Cabinets <b>Style:</b> Hitch Modern Pull <b>Colour:</b> Polished Chrome <b>Code:</b> 9322-128-PC	


5		Powder Room Vanity	Powder Room	<b>Supplier:</b> C & L Cabinets <b>Style:</b> Slab <b>Colour:</b> A1015	
6		Hardware	Powder Room	<b>Supplier:</b> C & L Cabinets <b>Style:</b> Hitch Modern Pull <b>Colour:</b> Polished Chrome <b>Code:</b> 9322-128-PC	
7		Bathroom Vanities	All Bathrooms (Excluding Powder Room)	<b>Supplier:</b> C & L Cabinets <b>Style:</b> Slab <b>Colour:</b> A1000	
8		Hardware	All Bathrooms	<b>Supplier:</b> C & L Cabinets <b>Style:</b> Hitch Modern Pull <b>Colour:</b> Polished Chrome <b>Code:</b> 9322-128-PC	





COUNTERTOP + STONE SELECTIONS					
Code	Image	Item	Location	Product Details	Notes
1		Quartz Countertop	Kitchen Island (Where Required)	<b>Supplier:</b> GM Granite & Marble <b>Manufacturer:</b> GM Granite & Marble <b>Product:</b> Lunar <b>Size:</b> 3/4" - Standard Nosing	
2		Quartz Countertop	Kitchen Perimeter	<b>Supplier:</b> GM Granite & Marble <b>Manufacturer:</b> GM Granite & Marble <b>Product:</b> Lunar <b>Size:</b> 3/4" - Standard Nosing	
3		Quartz Countertop	All Bathrooms	<b>Supplier:</b> GM Granite & Marble <b>Manufacturer:</b> GM Granite & Marble <b>Product:</b> Lunar <b>Size:</b> 3/4" - Standard Nosing	<b>4" Backsplash/Return Where Required</b>

PLUMBING SELECTIONS					
Code	Image	Item	Location	Product Details	Notes
1		Undermount Sink	Upper Kitchen Lower Kitchen	<b>Supplier:</b> Plumbing Gallery <b>Manufacturer:</b> PG <b>Product:</b> 50/50 Split Rectangular Stainless Steel Sink <b>Code:</b> 3219-R15 <b>Size:</b> 32 x 19	<b>Quantity: 2</b>
2		Undermount Slnk	All Bathrooms	<b>Supplier:</b> Plumbing Gallery <b>Manufacturer:</b> PG <b>Product:</b> Under Counter Basin <b>Code:</b> #2004	<b>Quantity: 6</b> <b>Refer to Floorplans</b>  Rectangle White Undermount
3		Facuet	Upper Kitchen Lower Kitchen	<b>Supplier:</b> Plumbing Gallery <b>Manufacturer:</b> Delta <b>Product:</b> Trinsic Single Handle Pull-Out Faucet - Chrome <b>Code:</b> 4159-DST	*Or Dzire Bath Equivalent  <b>Quantity: 2</b>
4		Faucet	All Bathrooms	<b>Supplier:</b> Plumbing Gallery <b>Manufacturer:</b> Delta <b>Product:</b> Trinsic Single Handle Faucet - Chrome <b>Code:</b> 559LF-LPU	*Or Dzire Bath Equivalent  <b>Quantity: 6</b> <b>Refer to Floorplans</b>  Pop up drain - Chrome

5		Showerhead / Tub Filler	Second Floor Basement Bathroom	<b>Supplier:</b> Plumbing Gallery <b>Manufacturer:</b> Delta <b>Product:</b> Trinsic Monitor 14 Series H20kinetic - Chrome <b>Code:</b> T14459	<b>Quantity: 4</b>  - Mount showerhead at 86" AFF
6		Bathtub	Upper Baths Lower Bath	<b>Supplier:</b> Plumbing Gallery <b>Manufacturer:</b> <b>Product:</b> Skirted Tub <b>Size:</b> 32x60 <b>Code:</b>	<b>Quantity: 4</b> <b>Refer to Floorplans</b>  Drain and Overflow - Chrome
7	N/A	Toilet	All Bathrooms	<b>Supplier:</b> Plumbing Gallery <b>Manufacturer:</b> Dzure Bath <b>Product:</b> One-Piece Toilet <b>Code:</b> DB-MOON	<b>Quantity: 6</b>
8	N/A	Air Conditioning	Rear of Townhome	<b>Supplier:</b> Ace Electric & Luxor <b>Manufacturer:</b> <b>Product:</b> <b>Code:</b>	<b>Rough-in Only</b>




PAINT + WALLCOVERING SELECTIONS					
Code	Image	Item	Location	Product Details	Notes
1		Exterior Paint	Front Door Back Door Garage Man Door	<b>Supplier/ Installer:</b> <b>Product:</b> TBD <b>Colour:</b> Black <b>Code:</b> TBD	
2		Wall Paint	Throughout	<b>Supplier/ Installer:</b> Fateh Painting <b>Colour:</b> Benjamin Moore - Oxford White <b>Code:</b> BM CC-30	Eggshell Finish
3		Casing/Trim Paint	Throughout	<b>Supplier/ Installer:</b> Fateh Painting <b>Colour:</b> Benjamin Moore - Oxford White <b>Code:</b> BM CC-30	Lacquer/Spray
4		Interior Doors	Throughout	<b>Supplier/ Installer:</b> Fateh Painting <b>Colour:</b> Benjamin Moore - Oxford White <b>Code:</b> BM CC-30	Lacquer/Spray





5		Railing	Throughout	<b>Supplier/ Installer:</b> Fateh Painting <b>Colour:</b> Benjamin Moore - Oxford White <b>Code:</b> BM CC-30	Lacquer/Spray
---	---	---------	------------	---	---------------

TILE + FLOORING SELECTIONS					
Code	Image	Item	Location	Product Details	Notes
1		LVP	Main Floor Upper Stairs Upper Hallways Primary Bedroom Primary WIC	<b>Supplier:</b> FB Supplies <b>Manufacturer:</b> FB Supplies <b>Product:</b> LVP <b>Colour:</b> Ontario	Matching Stair Nosings Matching Reducers Matching Transitions
2		Backsplash Tile	Kitchens	<b>Supplier:</b> Ames Tile + Stone <b>Manufacturer:</b> Ames <b>Product:</b> Ames Soho 2"x12" <b>Colour:</b> Canvas White Matte <b>Code:</b> SOHCCM212	<b>Grout:</b> Mapei 38 Avalanche <b>Lay:</b> Horizontal Brick Lay
3		LVP	Powder Room	<b>Supplier:</b> FB Supplies <b>Manufacturer:</b> FB Supplies <b>Product:</b> LVP <b>Colour:</b> Ontario	Matching Stair Nosings Matching Reducers Matching Transitions
4		Floor Tile	All Baths (excluding Powder Room)	<b>Supplier:</b> Ames Tile + Stone <b>Manufacturer:</b> Ames <b>Product:</b> Built Series <b>Colour:</b> Path <b>Size:</b> 12x24 <b>Code:</b> BTPM1224	<b>6" Tile Baseboards</b>  <b>Grout:</b> Mapei 77 Frost <b>Lay:</b> Straight Lay Parallel to Vanity






5		Wall Tile	All Baths (excluding Powder Room)	<b>Supplier:</b> Ames Tile + Stone <b>Manufacturer:</b> Ames <b>Product:</b> Built Series <b>Colour:</b> Path <b>Size:</b> 12x24 <b>Code:</b> BTPM1224	<b>Grout:</b> Mapei 77 Frost <b>Lay:</b> Horizontal Straight Stack Edge of Tub to Ceiling
6		Floor Tile	Laundry	<b>Supplier:</b> Ames Tile + Stone <b>Manufacturer:</b> Ames <b>Product:</b> Built Series <b>Colour:</b> Path <b>Size:</b> 12x24 <b>Code:</b> BTPM1224	<b>6" Tile Baseboards</b>  <b>Grout:</b> Mapei 77 Frost <b>Lay:</b> Straight Lay




FINISHING SELECTIONS					
Code	Image	Item	Location	Product Details	Notes
1	N/A	Ceiling Finish	All Floors	<b>Supplier:</b> Axis Drywall <b>Manufacturer:</b> Axis Drywall <b>Installer:</b> <b>Product:</b> Knockdown Ceiling	Knockdown Ceiling
2		Baseboards	Throughout (except tile floored bathrooms)	<b>Supplier:</b> <b>Manufacturer:</b> <b>Installer:</b> <b>Product:</b> 4"	Or Equivalent
3		Castings/Trim	Throughout	<b>Supplier:</b> <b>Manufacturer:</b> <b>Installer:</b> <b>Product:</b> 3.5"	Or Equivalent
4		Railing	Throughout	<b>Supplier:</b> <b>Manufacturer:</b> <b>Installer:</b> <b>Product:</b> Lacquered Railign w/ Chrome Round Spindles	


5		Interior Doors	Throughout	<b>Supplier:</b> <b>Manufacturer:</b> Lynden Door <b>Installer:</b> <b>Product:</b> FineLine Laurelhurst	<b>Or Equivalent</b>  Hollow Core Height as per Plans
6		Door Hardware	Exterior	<b>Supplier:</b> <b>Manufacturer:</b> Weiser <b>Installer:</b> <b>Product:</b> San Clemente x Halifax	Match interior handle to all interior handles
7		Door Hardware	All Interiors Doors	<b>Supplier:</b> <b>Manufacturer:</b> Weiser <b>Installer:</b> <b>Product:</b> Milan Series <b>Code:</b> Polished Chrome	<b>Or Equivalent</b>  - Locking levers on all bathrooms + primary bedroom - Dummy levers on closets - Match hinges
8		Bathroom Hardware	All Bathrooms	<b>Supplier:</b> <b>Manufacturer:</b> Taymor <b>Installer:</b> <b>Product:</b> Astral Collection <b>Code:</b> Chrome	

9	N/A	Shower Rods	Full Bathrooms	<b>Supplier:</b> <b>Manufacturer:</b> <b>Installer:</b> <b>Product:</b> Chrome - Adjustable Tension Rod	<b>Quantity: 4</b> <b>Refer to Floorplans</b>
10	N/A	Mirror	Powder Room	<b>Supplier:</b> <b>Installer:</b> <b>Product:</b> Full Ceiling Height Mirror	Full ceiling height and to fit vanity, 4" shorter on all sides.
11	N/A	Mirror	All Baths (excluding Powder Room)	<b>Supplier:</b> <b>Installer:</b> <b>Product:</b> Standard Height Mirror	To fit vanity width
12	N/A	Closet Finishings	All Closets	<b>Supplier:</b> <b>Manufacturer:</b> <b>Installer:</b> <b>Product:</b> Wire Shelves	As per site conditions





13	3	House Numbers	Front of Home	<b>Supplier:</b> <b>Manufacturer:</b> Taymor <b>Installer:</b> <b>Product:</b> 5" Designer House Numbers <b>Code:</b> 25-DBLK5	Or Equivalent
----	---	---------------	---------------	--	---------------


LIGHTING SELECTIONS					
Code	Image	Item	Location	Product Details	Notes
1		Flushmount	Throughout	<b>Supplier:</b> Dhillon Lighting <b>Installer:</b> Ace Electric <b>Manufacturer:</b> Ortech <b>Colour:</b> White - 4" <b>Product Code:</b> SLIM4BP-5CCT	Quantity: as per lighting plan
2		Pot Light	Bathrooms Exterior (if applicable)	<b>Supplier:</b> Ace Electric <b>Installer:</b> Ace Electric <b>Manufacturer:</b> <b>Colour:</b> White	Quantity: as per lighting plans
3		Flushmount	Upper Kitchen Lower Kitchen	<b>Supplier:</b> Dhillon Lighting <b>Installer:</b> <b>Product:</b> 1 Light Flushmount <b>Colour:</b> White - 5" <b>Product Code:</b> 304M07Y	Quantity: as per lighting plans
4		Pendant Light	Powder Room	<b>Supplier:</b> Dhillon Lighting <b>Installer:</b> <b>Product:</b> Atlas Pendant <b>Colour:</b> Chrome - 6" <b>Product Code:</b> 65CH4	Quantity: as per lighting plans

5		Flushmount	All Bedrooms Upper Dining Room Upper Living Room Third Floor Bonus	<b>Supplier:</b> Dhillon Lighting <b>Installer:</b> <b>Product:</b> LED Flushmount 12" 18W, 1500Lmn, 3000K <b>Colour:</b> White <b>Code:</b>	<b>Quantity: as per lighting plans</b>
6		Flushmount	Lower Living Room Lower Laundry Upper Laundry Lower/Upper WIC Water Closet	<b>Supplier:</b> Dhillon Lighting <b>Installer:</b> <b>Product:</b> LED Flushmount 6" 18W, 1500Lmn, 3000K <b>Colour:</b> White <b>Code:</b>	<b>Quantity: as per lighting plans</b>
7		Vantiy Light	Lower Bath Second Floor Bath	<b>Supplier:</b> Dhillon Lighting <b>Manufacturer:</b> Matteo Lighting <b>Installer:</b> <b>Product:</b> 2 Light Wall Sconce <b>Colour:</b> Polished Chrome w/ Opal Glass <b>Code:</b> 2R8EQ	<b>Quantity: as per lighting plans</b>  - Centre over vanity (Horizontal)
8	N/A	Outdoor Pot Light	As per Plans	<b>Supplier:</b> Ace Electric <b>Manufacturer:</b> <b>Installer:</b> Ace Electric <b>Product:</b> 4" Pot Light	<b>Quantity: as per plans (if applicable)</b> Colour to match soffit

9		Outdoor Motion Light	As per Plans	<b>Supplier:</b> Dhillon Lighting <b>Manufacturer:</b> Ortech <b>Installer:</b> <b>Product:</b> OL-2HS	<b>Quantity: as per lighting plan</b>
---	---	----------------------	--------------	---	---------------------------------------







APPLIANCE SELECTIONS					
Code	Image	Item	Location	Product Details	Notes
1		Fridge	Kitchen	<b>Supplier:</b> Trail Appliances <b>Manufacturer:</b> Samsung <b>Product:</b> 33" French Door Fridge (Counter Depth) <b>Code:</b> RF18A5101SR/AA	<b>Quantity: 1</b>
2		Stove	Kitchen	<b>Supplier:</b> Trail Appliances <b>Manufacturer:</b> Samsung <b>Product:</b> 30" Ceramic Top Range w/ Wifi <b>Code:</b> NE63A6111SS/AC	<b>Quantity: 1</b>
3		Dishwasher	Kitchen	<b>Supplier:</b> Trail Appliances <b>Manufacturer:</b> Samsung <b>Product:</b> 24" Built in Dishwasher w/ Stormwash <b>Code:</b> DW80R2031US	<b>Quantity: 1</b>
4		Microwave	Kitchen	<b>Supplier:</b> Trail Appliances <b>Manufacturer:</b> Samsung <b>Product:</b> 30" 1.9 cu. Ft. 400 CFM Over Range Microwave <b>Code:</b> ME17R7011ESS	<b>Quantity: 1</b>




5		Laundry/Dryer	Kitchen	<b>Supplier:</b> Trail Appliances <b>Manufacturer:</b> Whirlpool <b>Product:</b> Electric Stacked Laundry <b>Code:</b> YWET4027HW	<b>Quantity: 1</b>
---	---	---------------	---------	--	--------------------




MECH + ELEC DETAILS					
Code	Image	Item	Location	Product Details	Notes
0	As Per Builder Selections/Specifications				

UPGRADE PLUMBING OPTION PACKAGE					
Code	Image	Item	Location	Product Details	Notes
01		Faucet	Upper Kitchen Lower Kitchen	<b>Supplier:</b> Plumbing Gallery <b>Manufacturer:</b> Delta <b>Product:</b> Trinsic Single Handle Pull-Out Faucet - Black <b>Code:</b> 4159-BL-DST	*Or Dzire Bath Equivalent  <b>Quantity: 1</b>
02		Faucet	All Bathrooms	<b>Supplier:</b> Plumbing Gallery <b>Manufacturer:</b> Delta <b>Product:</b> Trinsic Single Handle Faucet - Black <b>Code:</b> 559LF-BLLPU	*Or Dzire Bath Equivalent  <b>Quantity: 3</b> <b>Refer to Floorplans</b>  Pop up drain - Chrome
03		Showerhead / Tub Filler	Second Floor Basement Bathroom	<b>Supplier:</b> Plumbing Gallery <b>Manufacturer:</b> Delta <b>Product:</b> Trinsic Monitor 14 Series H20kinetic - Black <b>Code:</b> T14459-BL	<b>Quantity: 2</b>  - Mount showerhead at 86" AFF
04		Bathtub Drain & Overflow	All Baths (excluding Powder Room)	<b>Supplier:</b> Plumbing Gallery <b>Manufacturer:</b> <b>Product:</b> Black Drain & Overflow	<b>Quantity: 2</b> <b>Refer to Floorplans</b>

UPGRADE FINISHING OPTION PACKAGE					
Code	Image	Item	Location	Product Details	Notes
01		Cabinetry Hardware	All Cabinets	<b>Supplier:</b> C & L Cabinets <b>Style:</b> Hitch Modern Pull <b>Colour:</b> Matte Black <b>Code:</b> 9322-128-DBK	
02		Railing	Throughout	<b>Supplier:</b> <b>Manufacturer:</b> <b>Installer:</b> <b>Product:</b> Lacquered Railing w/ Black Square Spindles	
03		Door Hardware	All Interiors Doors	<b>Supplier:</b> <b>Manufacturer:</b> Weiser <b>Installer:</b> <b>Product:</b> Milan Series <b>Colour:</b> Matte Black	<b>Or Equivalent</b> - Locking levers on all bathrooms + primary bedroom - Dummy levers on closets - Match hinges
04		Bathroom Hardware	All Bathrooms	<b>Supplier:</b> <b>Manufacturer:</b> Taymor <b>Installer:</b> <b>Product:</b> Astral Collection <b>Colour:</b> Matte Black	

05	N/A	Shower Rods	Full Bathrooms	<b>Supplier:</b> <b>Manufacturer:</b> <b>Installer:</b> <b>Product:</b> Black - Ajustable Tension Rod	<b>Quantity: 4</b> <b>Refer to Floorplans</b>
----	-----	-------------	----------------	--	--

UPGRADE LIGHTING OPTION PACKAGE					
Code	Image	Item	Location	Product Details	Notes
01		Flushmount	Upper Kitchen Lower Kitchen	<b>Supplier:</b> Dhillon Lighting <b>Installer:</b> <b>Product:</b> 1 Light Flushmount <b>Colour:</b> Black - 5" <b>Product Code:</b> 304M07Y	<b>Quantity:</b> 2
02		Pendant Light	Powder Room	<b>Supplier:</b> Dhillon Lighting <b>Installer:</b> <b>Product:</b> Glo Pendant <b>Colour:</b> Black - 8" <b>Product Code:</b> TZJC6	<b>Quantity:</b> 1
03		Vantiy Light	Lower Bath Second Floor Bath	<b>Supplier:</b> Dhillon Lighting <b>Manufacturer:</b> Matteo Lighting <b>Installer:</b> <b>Product:</b> 2 Light Wall Sconce <b>Colour:</b> Polished Black w/ Opal Glass <b>Code:</b> 2R8EP	<b>Quantity:</b> 3  - Centre over vanity (Horizontal)

UPGRADE APPLIANCES OPTION PACKAGE					
Code	Image	Item	Location	Product Details	Notes
01		Stove	Kitchen	<b>Supplier:</b> Trail Appliances <b>Manufacturer:</b> Samsung <b>Product:</b> 30" Electric Range <b>Code:</b> NSE6DG8300SRAC	<b>Quantity: 1</b>
02		Washer	Laundry	<b>Supplier:</b> Trail Appliances <b>Manufacturer:</b> Samsung <b>Product:</b> 5.2 cu. ft. Front Load White <b>Code:</b> WF45T60000AW	<b>Quantity: 1</b> (stacking kit included)
03		Dryer	Laundry	<b>Supplier:</b> Trail Appliances <b>Manufacturer:</b> Samsung <b>Product:</b> 7.4 cu. ft. Front Load White <b>Code:</b> DVE45T6005W	<b>Quantity: 1</b>