






# FINISHES + SPECIFICATIONS

## G26 - 2627 GRANVILLE ROAD SW

CABINETRY + HARDWARE SELECTIONS					
Code	Image	Item	Location	Product Details	Notes
REFER TO SUPPLIER SHOP DRAWINGS FOR FINAL SIGN OFF & ROUGH-IN LOCATIONS					
N/A	N/A	Cabinetry	Cabinet Interior	<b>Style:</b> Classic White Melamine <b>Colour:</b> Matching Edge Tape	<b>General Notes:</b> <ul style="list-style-type: none"> <li>- 6" Flat Riser</li> <li>- 1.5" Gables</li> <li>- Soft Close Hinges/Drawers</li> <li>- Router for Light Valance</li> <li>- 1.25" Countertop Supplied by Other</li> <li>- Floor Thickness TBV</li> </ul>
UPPER SUITE					
N/A	N/A	Drywall Bulkhead by Other	Kitchen	<b>Style:</b> Painted Drywall <b>Colour:</b> Refer to Paint Specifications	<b>General Notes:</b> <ul style="list-style-type: none"> <li>- 12" Drywall Bulkhead for Hoodfan Venting</li> <li>- Vent to Rear</li> <li>- Match Depth of Kitchen/Pantry Towers in Kitchen</li> </ul>
CB1		Cabinetry	Kitchen Perimeter Upper Cabinets	<b>Style:</b> Slab <b>Manufacturer:</b> D Builder Store <b>Colour:</b> D Unik - Warm Grey - Super Matte	<b>Refer to Cabinetry Drawings</b> <ul style="list-style-type: none"> <li>- Groove Upper Cabinets for LED Light Channel</li> <li>- Extend Doors 1/2" Base Base of Box for Pull (No Handle)</li> </ul>





# FINISHES + SPECIFICATIONS

## G26 - 2627 GRANVILLE ROAD SW





Code	Image	Item	Location	Product Details	Notes
CB1		Cabinetry	Kitchen Perimeter Hoodfan	<b>Style:</b> Slab <b>Manufacturer:</b> D Builder Store <b>Colour:</b> D Unik - Warm Grey - Super Matte	<b>Refer to Cabinetry Drawings</b> - Match Height and Depth of Upper Cabinets
CB2		Cabinetry	Kitchen Perimeter Lower Cabinets and Towers	<b>Style:</b> Slab <b>Manufacturer:</b> Tafisa <b>Colour:</b> Antigua L498	<b>Refer to Cabinetry Drawings</b> - Include Refrigerator Gable and Upper Cabinets - Include Pantry Gable and Upper Cabinets - Push Hardware on Upper Doors - Flip Refrigerator/Pantry on Plan - Match Wi
HW1		Hardware	Kitchen Perimeter	<b>Manufacturer:</b> Richelieu Hardware <b>Style:</b> Modern Metal Pull - 2363 <b>Colour:</b> Matte Black <b>Size:</b> 160mm <b>Code:</b> BP2363160900	<b>Refer to Cabinetry Drawings</b> - Lower Drawers
HW2		Hardware	Kitchen Perimeter	<b>Manufacturer:</b> Richelieu Hardware <b>Style:</b> Modern Metal Pull - 2363 <b>Colour:</b> Matte Black <b>Size:</b> 312mm <b>Code:</b> BP2363320900	<b>Refer to Cabinetry Drawings</b> - Pantry Doors

# FINISHES + SPECIFICATIONS

## G26 - 2627 GRANVILLE ROAD SW





Code	Image	Item	Location	Product Details	Notes
CB3		Cabinetry	Coffee Bar Lowers	<b>Style:</b> Slab <b>Manufacturer:</b> D Builder Store <b>Colour:</b> D Unik - Graphite - Super Matte	<b>Refer to Cabinetry Drawings</b>  - 2x Doors
CB3		Floating Shelves (x2)	Coffee Bar	<b>Style:</b> Slab <b>Manufacturer:</b> D Builder Store <b>Colour:</b> D Unik - Graphite - Super Matte	<b>Refer to Cabinetry Drawings</b>  - 2x Floating Shelves - 2.5"H x 12" D
HW3		Hardware	Coffee Bar Lowers	<b>Manufacturer:</b> Richelieu Hardware <b>Style:</b> Modern Metal Knob - 1474 <b>Colour:</b> Black <b>Size:</b> 24mm <b>Code:</b> 14742490	<b>Refer to Cabinetry Drawings</b>  - Cabinet Doors
CB2		Cabinetry	Kitchen Island	<b>Style:</b> Slab <b>Manufacturer:</b> Tafisa <b>Colour:</b> Antigua L498	<b>Refer to Cabinetry Drawings</b>  - All Sides

**FINISHES + SPECIFICATIONS**  
G26 - 2627 GRANVILLE ROAD SW

Code	Image	Item	Location	Product Details	Notes
HW1		Hardware	Kitchen Island	<b>Manufacturer:</b> Richelieu Hardware <b>Style:</b> Modern Metal Pull - 2363 <b>Colour:</b> Matte Black <b>Size:</b> 160mm <b>Code:</b> BP2363160900	<b>Refer to Cabinetry Drawings</b>  - Lower Drawers
HW3		Hardware	Kitchen Island	<b>Manufacturer:</b> Richelieu Hardware <b>Style:</b> Modern Metal Knob - 1474 <b>Colour:</b> Black <b>Size:</b> 24mm <b>Code:</b> 14742490	<b>Refer to Cabinetry Drawings</b>  - Lower Cabinet Doors
CB3		Cabinetry	Powder Room	<b>Style:</b> Slab <b>Manufacturer:</b> D Builder Store <b>Colour:</b> D Unik - Graphite - Super Matte	<b>Refer to Cabinetry Drawings</b>  - 2x Doors - Center Sink in Vanity
HW3		Hardware	Powder Room	<b>Manufacturer:</b> Richelieu Hardware <b>Style:</b> Modern Metal Knob - 1474 <b>Colour:</b> Black <b>Size:</b> 24mm <b>Code:</b> 14742490	<b>Refer to Cabinetry Drawings</b>  - Cabinet Doors





# FINISHES + SPECIFICATIONS

## G26 - 2627 GRANVILLE ROAD SW

Code	Image	Item	Location	Product Details	Notes
CB2		Cabinetry	Bedroom 1 Ensuite	<b>Style:</b> Slab <b>Manufacturer:</b> Tafisa <b>Colour:</b> Antigua L498	<b>Refer to Cabinetry Drawings</b> - Single Door Sink Cabinet - 3x Center Drawers
HW1		Hardware	Bedroom 1 Ensuite	<b>Manufacturer:</b> Richelieu Hardware <b>Style:</b> Modern Metal Pull - 2363 <b>Colour:</b> Matte Black <b>Size:</b> 160mm <b>Code:</b> BP2363160900	<b>Refer to Cabinetry Drawings</b> - Drawers
HW3		Hardware	Bedroom 1 Ensuite	<b>Manufacturer:</b> Richelieu Hardware <b>Style:</b> Modern Metal Knob - 1474 <b>Colour:</b> Black <b>Size:</b> 24mm <b>Code:</b> 14742490	<b>Refer to Cabinetry Drawings</b> - Cabinet Doors
CB2		Cabinetry	Bedroom 2 Ensuite	<b>Style:</b> Slab <b>Manufacturer:</b> Tafisa <b>Colour:</b> Antigua L498	<b>Refer to Cabinetry Drawings</b> - Single Door Sink Cabinet - 3x Center Drawers





# FINISHES + SPECIFICATIONS

## G26 - 2627 GRANVILLE ROAD SW



Code	Image	Item	Location	Product Details	Notes
HW1		Hardware	Bedroom 2 Ensuite	<b>Manufacturer:</b> Richelieu Hardware <b>Style:</b> Modern Metal Pull - 2363 <b>Colour:</b> Matte Black <b>Size:</b> 160mm <b>Code:</b> BP2363160900	<b>Refer to Cabinetry Drawings</b> - Drawers
HW3		Hardware	Bedroom 2 Ensuite	<b>Manufacturer:</b> Richelieu Hardware <b>Style:</b> Modern Metal Knob - 1474 <b>Colour:</b> Black <b>Size:</b> 24mm <b>Code:</b> 14742490	<b>Refer to Cabinetry Drawings</b> - Cabinet Doors
CB2		Lower Gables	Laundry Room	<b>Style:</b> Slab <b>Manufacturer:</b> Tafisa <b>Colour:</b> Antigua L498	<b>Refer to Cabinetry Drawings</b> - 3/4" Gable for Countertop
CB2		Upper Shelf	Laundry Room	<b>Style:</b> Slab <b>Manufacturer:</b> Tafisa <b>Colour:</b> Antigua L498	<b>Refer to Cabinetry Drawings</b> - 2.5"H x 12"D - Hanging Rod Below (Matte Black)

# FINISHES + SPECIFICATIONS

## G26 - 2627 GRANVILLE ROAD SW

Code	Image	Item	Location	Product Details	Notes
<b>LOWER SUITE</b>					
<b>CB1</b>		Cabinetry	Kitchen Perimeter Upper Cabinets	<b>Style:</b> Slab <b>Manufacturer:</b> D Builder Store <b>Colour:</b> D Unik - Warm Grey - Super Matte	<b>Refer to Cabinetry Drawings</b>  - Groove Upper Cabinets for LED Light Channel - Extend Doors 1/2" Base Base of Box for Pull (No Handle)
<b>CB2</b>		Cabinetry	Kitchen Perimeter Lower Cabinets and Towers	<b>Style:</b> Slab <b>Manufacturer:</b> Tafisa <b>Colour:</b> Antigua L498	<b>Refer to Cabinetry Drawings</b>  - Include Refrigerator Gable and Upper Cabinets - Push Hardware on Upper Doors
<b>HW1</b>		Hardware	Kitchen Perimeter	<b>Manufacturer:</b> Richelieu Hardware <b>Style:</b> Modern Metal Pull - 2363 <b>Colour:</b> Matte Black <b>Size:</b> 160mm <b>Code:</b> BP2363160900	<b>Refer to Cabinetry Drawings</b>  - Lower Drawers
<b>CB2</b>		Cabinetry	Lower Bathroom	<b>Style:</b> Slab <b>Manufacturer:</b> Tafisa <b>Colour:</b> Antigua L498	<b>Refer to Cabinetry Drawings</b>  - Sink Cabinet with 8" Lower Drawer - Make Drawer Shallow or U-Shaped to Accommodate Plumbing





**FINISHES + SPECIFICATIONS**  
G26 - 2627 GRANVILLE ROAD SW

Code	Image	Item	Location	Product Details	Notes
HW1		Hardware	Lower Bathroom	<b>Manufacturer:</b> Richelieu Hardware <b>Style:</b> Modern Metal Pull - 2363 <b>Colour:</b> Matte Black <b>Size:</b> 160mm <b>Code:</b> BP2363160900	<b>Refer to Cabinetry Drawings</b>  - Drawer
HW3		Hardware	Lower Bathroom	<b>Manufacturer:</b> Richelieu Hardware <b>Style:</b> Modern Metal Knob - 1474 <b>Colour:</b> Black <b>Size:</b> 24mm <b>Code:</b> 14742490	<b>Refer to Cabinetry Drawings</b>  - Cabinet Doors



## FINISHES + SPECIFICATIONS

G26 - 2627 GRANVILLE ROAD SW

COUNTERTOP + STONE SELECTIONS					
Code	Image	Item	Location	Product Details	Notes
UPPER SUITE					
ST1		Countertop	Kitchen Perimeter	<b>Manufacturer:</b> Royal Stone <b>Colour:</b> Pellato 5737 - Polished <b>Details:</b> 3cm <b>Nosing:</b> Standard <b>Overhang:</b> 1/2" from Face of Cabinets and Gables	<b>No Backsplash</b> (Refer to Tile Details)
ST1		Countertop	Coffee Bar	<b>Manufacturer:</b> Royal Stone <b>Colour:</b> Pellato 5737 - Polished <b>Details:</b> 3cm <b>Nosing:</b> Standard <b>Overhang:</b> 1/2" from Face of Cabinets and Gables	<b>No Backsplash</b> (Refer to Tile Details)
ST1		Countertop	Kitchen Island	<b>Manufacturer:</b> Royal Stone <b>Colour:</b> Pellato 5737 - Polished <b>Details:</b> 3cm <b>Nosing:</b> Standard <b>Overhang:</b> 1/2" from Face of Cabinets and Gables	<b>No Waterfall</b>
SK1		Sink	Upper Suite Kitchen	<b>Product:</b> Undermount Sink <b>Colour:</b> Stainless Steel <b>Code:</b> Single Basin Rectangular Sink  <b>OR EQUIVALENT</b>	<b>Quantity: 1</b>  - Supplied by Stone Fabricator

**EGID**





ERIN GASPARINI INTERIOR DESIGN

Page 9 of 44

Initials: \_\_\_\_\_





## FINISHES + SPECIFICATIONS

G26 - 2627 GRANVILLE ROAD SW

Code	Image	Item	Location	Product Details	Notes
ST1		Countertop	Powder Room	<b>Manufacturer:</b> Royal Stone <b>Colour:</b> Pellato 5737 - Polished <b>Details:</b> 3cm <b>Nosing:</b> Standard <b>Overhang:</b> 1/2" from Face of Cabinets and Gables	<b>6" Backsplash</b> <b>6" Sidesplash</b>
SK2		Sink	Powder Room	<b>Product:</b> Undermount Rectangular Sink <b>Colour:</b> White <b>Code:</b> #2004 <b>Size:</b> 15x20	<b>Quantity: 1</b> - Supplied by Stone Fabricator - Center on Vanity/Cabinet
ST2		Countertop	Bedroom 1 Ensuite	<b>Manufacturer:</b> TCE <b>Colour:</b> Origin 4034 - Polished <b>Details:</b> 3cm <b>Nosing:</b> Standard <b>Overhang:</b> 1/2" from Face of Cabinets and Gables	<b>6" Backsplash</b> <b>6" Sidesplash</b>
SK2		Sink	Bedroom 1 Ensuite	<b>Product:</b> Undermount Rectangular Sink <b>Colour:</b> White <b>Code:</b> #2004 <b>Size:</b> 15x20	<b>Quantity: 1</b> - Supplied by Stone Fabricator




## FINISHES + SPECIFICATIONS

G26 - 2627 GRANVILLE ROAD SW

Code	Image	Item	Location	Product Details	Notes
ST2		Countertop	Bedroom 2 Ensuite	<b>Manufacturer:</b> TCE <b>Colour:</b> Origin 4034 - Polished <b>Details:</b> 3cm <b>Nosing:</b> Standard <b>Overhang:</b> 1/2" from Face of Cabinets and Gables	<b>6" Backsplash</b> <b>6" Sidesplash</b>
SK2		Sink	Bedroom 2 Ensuite	<b>Product:</b> Undermount Rectangular Sink <b>Colour:</b> White <b>Code:</b> #2004 <b>Size:</b> 15x20	<b>Quantity: 1</b> - Supplied by Stone Fabricator
ST2		Countertop	Laundry Room	<b>Manufacturer:</b> TCE <b>Colour:</b> Origin 4034 - Polished <b>Details:</b> 3cm <b>Nosing:</b> Standard <b>Overhang:</b> 1/2" from Face of Cabinets and Gables	<b>No Backsplash</b> <b>No Sidesplash</b> <b>Finish Above Plumbing Wall</b>
<b>LOWER SUITE</b>					
ST2		Countertop	Lower Suite Kitchen	<b>Manufacturer:</b> TCE <b>Colour:</b> Origin 4034 - Polished <b>Details:</b> 3cm <b>Nosing:</b> Standard <b>Overhang:</b> 1/2" from Face of Cabinets and Gables	<b>No Backsplash</b> <b>(Refer to Tile Details)</b>





## FINISHES + SPECIFICATIONS

G26 - 2627 GRANVILLE ROAD SW

Code	Image	Item	Location	Product Details	Notes
SK3		Sink	Lower Suite Kitchen	<b>Product:</b> Undermount Sink <b>Colour:</b> Stainless Steel <b>Code:</b> Single Basin Rectangular Sink  <b>OR EQUIVALENT</b>	<b>Quantity: 1</b>  - Supplied by Stone Fabricator
ST2		Countertop	Lower Suite Bathroom	<b>Manufacturer:</b> TCE <b>Colour:</b> Origin 4034 - Polished <b>Details:</b> 3cm <b>Nosing:</b> Standard <b>Overhang:</b> 1/2" from Face of Cabinets and Gables	<b>6" Backsplash</b> <b>6" Sidesplash</b>
SK2		Sink	Lower Suite Bathroom	<b>Product:</b> Undermount Rectangular Sink <b>Colour:</b> White <b>Code:</b> #2004 <b>Size:</b> 15x20	<b>Quantity: 1</b>  - Supplied by Stone Fabricator

## FINISHES + SPECIFICATIONS

G26 - 2627 GRANVILLE ROAD SW





PLUMBING SELECTIONS + BATHROOM ACCESSORIES					
Code	Image	Item	Location	Product Details	Notes
UPPER SUITE					
SK1		Sink	Kitchen Island	<b>Product:</b> Undermount Sink <b>Colour:</b> Stainless Steel <b>Code:</b> Single Basin Rectangular Sink  <b>OR EQUIVALENT</b>	<b>Quantity: 1</b>  - Supplied by Stone Fabricator
PL1		Faucet	Kitchen	<b>Manufacturer:</b> Delta <b>Product:</b> Nicoli Double Bend Spout SS <b>Colour:</b> Matte Black <b>Code:</b> 19868LF-BL	<b>Quantity: 1</b>
SK2		Sink	Powder Room	<b>Product:</b> Undermount Rectangular Sink <b>Colour:</b> White <b>Code:</b> #2004 <b>Size:</b> 15x20	<b>Quantity: 1</b>  - Supplied by Stone Fabricator
PL2		Faucet	Powder Room	<b>Manufacturer:</b> Delta <b>Product:</b> Nicoli Single Handle Bathroom Faucet <b>Colour:</b> Matte Black <b>Code:</b> 15849LF-BL	<b>Quantity: 1</b>  - Match Pop-Up Drain in Sink

**EGID**

ERIN GASPARINI INTERIOR DESIGN





## FINISHES + SPECIFICATIONS

G26 - 2627 GRANVILLE ROAD SW

Code	Image	Item	Location	Product Details	Notes
SK2		Sink	Bedroom 1 Ensuite	<b>Product:</b> Undermount Rectangular Sink <b>Colour:</b> White <b>Code:</b> #2004 <b>Size:</b> 15x20	<b>Quantity: 2</b> - Supplied by Stone Fabricator
PL2		Faucet	Bedroom 1 Ensuite	<b>Manufacturer:</b> Delta <b>Product:</b> Nicoli Single Handle Bathroom Faucet <b>Colour:</b> Matte Black <b>Code:</b> 15849LF-BL	<b>Quantity: 2</b> - Match Pop-Up Drain in Sink
PL3		Shower System	Bedroom 1 Ensuite	<b>Manufacturer:</b> Delta <b>Product:</b> Nicoli Monitor 14 Series Shower Trim with 16" Extended Arm/Rainshower Head + Grail Wall Mounted Hand Shower <b>Colour:</b> Matte Black <b>Code:</b> T24859-BL + RP46870MB + 52160-MB-PR + 55085-MB	<b>Quantity: 1</b> - Match Shower Drain
SK2		Sink	Bedroom 2 Ensuite	<b>Product:</b> Undermount Rectangular Sink <b>Colour:</b> White <b>Code:</b> #2004 <b>Size:</b> 15x20	<b>Quantity: 2</b> - Supplied by Stone Fabricator





## FINISHES + SPECIFICATIONS

G26 - 2627 GRANVILLE ROAD SW

Code	Image	Item	Location	Product Details	Notes
PL2		Faucet	Bedroom 2 Ensuite	<b>Manufacturer:</b> Delta <b>Product:</b> Nicoli Single Handle Bathroom Faucet <b>Colour:</b> Matte Black <b>Code:</b> 15849LF-BL	<b>Quantity: 2</b>  - Match Pop-Up Drain in Sink
PL3		Shower System	Bedroom 2 Ensuite	<b>Manufacturer:</b> Delta <b>Product:</b> Nicoli Monitor 14 Series Shower Trim with 16" Extended Arm/Rainshower Head + Grail Wall Mounted Hand Shower <b>Colour:</b> Matte Black <b>Code:</b> T24859-BL + RP46870MB + 52160-MB-PR + 55085-MB	<b>Quantity: 1</b>  - Match Shower Drain
PL4		Toilet	All Bathrooms	<b>Manufacturer:</b> American Standard <b>Product:</b> Studio 2-PC Elongated Toilet <b>Colour:</b> White	<b>Quantity: 3</b>  - Matte Black Flush Lever
<b>LOWER SUITE</b>					
SK3		Sink	Lower Suite Kitchen	<b>Product:</b> Undermount Sink <b>Colour:</b> Stainless Steel <b>Code:</b> Single Basin Rectangular Sink  <b>OR EQUIVALENT</b>	<b>Quantity: 1</b>  - Supplied by Stone Fabricator

## FINISHES + SPECIFICATIONS


G26 - 2627 GRANVILLE ROAD SW

Code	Image	Item	Location	Product Details	Notes
SK2		Sink	Lower Bathroom	<b>Product:</b> Undermount Rectangular Sink <b>Colour:</b> White <b>Code:</b> #2004 <b>Size:</b> 15x20	<b>Quantity: 2</b> - Supplied by Stone Fabricator
PL2		Faucet	Lower Bathroom	<b>Manufacturer:</b> Delta <b>Product:</b> Nicoli Single Handle Bathroom Faucet <b>Colour:</b> Matte Black <b>Code:</b> 15849LF-BL	<b>Quantity: 2</b> - Match Pop-Up Drain in Sink
PL5		Skirted Tub	Lower Bathroom	<b>Manufacturer:</b> Supplier Recommended <b>Product:</b> 32x60 Skirted Tub <b>Colour:</b> White	<b>Quantity: 1</b> - Match Drain Overflow in Tub to Plumbing Fixtures
PL6		Shower System/ Tub Spout	Lower Bathroom	<b>Manufacturer:</b> Delta <b>Product:</b> Nicoli Monitor 14 Tub/Shower w/ SureDock Hand Shower <b>Colour:</b> Matte Black <b>Code:</b> 144749-BL-HS	<b>Quantity: 1</b>





## FINISHES + SPECIFICATIONS

G26 - 2627 GRANVILLE ROAD SW

Code	Image	Item	Location	Product Details	Notes
PL4		Toilet	Lower Bathroom	<b>Manufacturer:</b> American Standard <b>Product:</b> Studio 2-PC Elongated Toilet <b>Colour:</b> White	<b>Quantity: 1</b>  - Matte Black Flush Lever





# FINISHES + SPECIFICATIONS

## G26 - 2627 GRANVILLE ROAD SW

TILE + FLOORING SELECTIONS					
Code	Image	Item	Location	Product Details	Notes
UPPER SUITE					
LVP1		LVP	Throughout Unit	<b>Supplier:</b> Home Flooring <b>Manufacturer:</b> <b>Product:</b> LVP <b>Colour:</b>	<b>Refer to Flooring Layouts</b> - Excluding Mech Room - Excluding Upper Bathrooms - Excluding Mudroom/Powder Room - Including Laundry Room
LVP1		LVP	Stairs	<b>Supplier:</b> Home Flooring <b>Manufacturer:</b> <b>Product:</b> LVP <b>Colour:</b>	<b>Refer to Flooring Layouts</b>
T1		Wall Tile	Upper Kitchen Backsplash	<b>Manufacturer:</b> Julian Tiles <b>Product:</b> Unique Infinity <b>Colour:</b> Cobblestone Black Matte <b>Size:</b> 24x48 <b>Code:</b> UIBLCS2448	<b>Tile Details</b> - <b>Grout:</b> Closest Match to Tile - <b>Schluter:</b> Not Required - <b>Lay:</b> Horizontal Straight Lay - One Row Top of Countertop to Underside of Cabinetry - <b>Notes:</b> Minimal Grout Lines (1/16")
T1		Wall Tile	Coffee Bar Backsplash	<b>Manufacturer:</b> Julian Tiles <b>Product:</b> Unique Infinity <b>Colour:</b> Cobblestone Black Matte <b>Size:</b> 24x48 <b>Code:</b> UIBLCS2448	<b>Tile Details</b> - <b>Grout:</b> Closest Match to Tile - <b>Schluter:</b> Not Required - <b>Lay:</b> Horizontal Straight Lay - Top of Countertop to Underside of Floating Shelf - Between Floating Shelves to Ceiling





# FINISHES + SPECIFICATIONS

## G26 - 2627 GRANVILLE ROAD SW

Code	Image	Item	Location	Product Details	Notes
T2		Floor Tile	Mudroom + Powder Room	<b>Manufacturer:</b> Julian Tiles <b>Product:</b> Nyuma Series <b>Colour:</b> Portland Matte <b>Size:</b> 24x24 <b>Code:</b> NY02-24N	<b>Tile Details</b> - <b>Grout:</b> Closest Match to Tile - <b>Schluter:</b> Matte Black - <b>Lay:</b> Straight Lay
T2		Baseboard Tile	Mudroom + Powder Room	<b>Manufacturer:</b> Julian Tiles <b>Product:</b> Nyuma Series <b>Colour:</b> Portland Matte <b>Size:</b> 24x24 <b>Code:</b> NY02-24N	<b>Tile Details</b> - <b>Grout:</b> Closest Match to Tile - <b>Schluter:</b> Matte Black - <b>Lay:</b> Straight Lay - <b>Notes:</b> Extend 4"
T2		Floor Tile	Bedroom 1 Ensuite	<b>Manufacturer:</b> Julian Tiles <b>Product:</b> Nyuma Series <b>Colour:</b> Portland Matte <b>Size:</b> 24x24 <b>Code:</b> NY02-24N	<b>Tile Details</b> - <b>Grout:</b> Closest Match to Tile - <b>Schluter:</b> Matte Black - <b>Lay:</b> Straight Lay
T2		Baseboard Tile	Bedroom 1 Ensuite	<b>Manufacturer:</b> Julian Tiles <b>Product:</b> Nyuma Series <b>Colour:</b> Portland Matte <b>Size:</b> 24x24 <b>Code:</b> NY02-24N	<b>Tile Details</b> - <b>Grout:</b> Closest Match to Tile - <b>Schluter:</b> Matte Black - <b>Lay:</b> Straight Lay - <b>Notes:</b> Extend 4"





# FINISHES + SPECIFICATIONS

## G26 - 2627 GRANVILLE ROAD SW

Code	Image	Item	Location	Product Details	Notes
T3		Wall Tile - Shower/Tub Surround	Bedroom 1 Ensuite	<b>Manufacturer:</b> Ames Tiles <b>Product:</b> Soho Series <b>Colour:</b> Canvas White Glass <b>Size:</b> 4x16 <b>Code:</b> SOHWG416	<b>Refer to Tile Details</b> - <b>Grout:</b> Closest Match to Tile - <b>Schluter:</b> Matte Black - <b>Lay:</b> Vertical Straight Stack - Top of Shower Base to Ceiling
T2		Wall Tile - Shower Niche	Bedroom 1 Ensuite	<b>Manufacturer:</b> Julian Tiles <b>Product:</b> Nyuma Series <b>Colour:</b> Portland Matte <b>Size:</b> 24x24 <b>Code:</b> NY02-24N	<b>Refer to Tile Details</b> - <b>Grout:</b> TBV on Site - <b>Schluter:</b> Matte Black - <b>Lay:</b> Straight Lay - Sides and Back of Shower Niche - 24"H x 18"W w/ One Shelf - Stagger on Shared Wall Between Secondary Showers
T2		Floor Tile	Bedroom 2 Ensuite	<b>Manufacturer:</b> Julian Tiles <b>Product:</b> Nyuma Series <b>Colour:</b> Portland Matte <b>Size:</b> 24x24 <b>Code:</b> NY02-24N	<b>Tile Details</b> - <b>Grout:</b> Closest Match to Tile - <b>Schluter:</b> Matte Black - <b>Lay:</b> Straight Lay
T2		Baseboard Tile	Bedroom 2 Ensuite	<b>Manufacturer:</b> Julian Tiles <b>Product:</b> Nyuma Series <b>Colour:</b> Portland Matte <b>Size:</b> 24x24 <b>Code:</b> NY02-24N	<b>Tile Details</b> - <b>Grout:</b> Closest Match to Tile - <b>Schluter:</b> Matte Black - <b>Lay:</b> Straight Lay - <b>Notes:</b> Extend 4"




# FINISHES + SPECIFICATIONS

## G26 - 2627 GRANVILLE ROAD SW

Code	Image	Item	Location	Product Details	Notes
T3		Wall Tile - Shower/Tub Surround	Bedroom 2 Ensuite	<b>Manufacturer:</b> Ames Tiles <b>Product:</b> Soho Series <b>Colour:</b> Canvas White Glass <b>Size:</b> 4x16 <b>Code:</b> SOHWG416	<b>Refer to Tile Details</b> - <b>Grout:</b> Closest Match to Tile - <b>Schluter:</b> Matte Black - <b>Lay:</b> Vertical Straight Stack - Top of Shower Base to Ceiling
T2		Wall Tile - Shower Niche	Bedroom 2 Ensuite	<b>Manufacturer:</b> Julian Tiles <b>Product:</b> Nyuma Series <b>Colour:</b> Portland Matte <b>Size:</b> 24x24 <b>Code:</b> NY02-24N	<b>Refer to Tile Details</b> - <b>Grout:</b> TBV on Site - <b>Schluter:</b> Matte Black - <b>Lay:</b> Straight Lay - Sides and Back of Shower Niche - 24"H x 18"W w/ One Shelf - Stagger on Shared Wall Between Secondary Showers
T2		Floor Tile	Laundry Room	<b>Manufacturer:</b> Julian Tiles <b>Product:</b> Nyuma Series <b>Colour:</b> Portland Matte <b>Size:</b> 24x24 <b>Code:</b> NY02-24N	<b>Tile Details</b> - <b>Grout:</b> Closest Match to Tile - <b>Schluter:</b> Matte Black - <b>Lay:</b> Straight Lay
T2		Baseboard Tile	Laundry Room	<b>Manufacturer:</b> Julian Tiles <b>Product:</b> Nyuma Series <b>Colour:</b> Portland Matte <b>Size:</b> 24x24 <b>Code:</b> NY02-24N	<b>Tile Details</b> - <b>Grout:</b> Closest Match to Tile - <b>Schluter:</b> Matte Black - <b>Lay:</b> Straight Lay - <b>Notes:</b> Extend 4"





# FINISHES + SPECIFICATIONS

## G26 - 2627 GRANVILLE ROAD SW

Code	Image	Item	Location	Product Details	Notes
T1		Wall Tile	Fireplace	<b>Manufacturer:</b> Julian Tiles <b>Product:</b> Unique Infinity <b>Colour:</b> Cobblestone Black Matte <b>Size:</b> 24x48 <b>Code:</b> UIBLCS2448	<b>Tile Details</b> - <b>Grout:</b> Closest Match to Tile - <b>Schluter:</b> Matte Black - <b>Lay:</b> Vertical Straight Lay
LOWER SUITE					
LVP1		LVP	Throughout Unit	<b>Supplier:</b> Home Flooring <b>Manufacturer:</b> <b>Product:</b> LVP <b>Colour:</b>	<b>Refer to Flooring Layouts</b> - Excluding Mech Room - Excluding Bathroom - Including Laundry Room
T3		Backsplash Tile	Kitchen	<b>Supplier:</b> Ames Tiles <b>Product:</b> Soho Series <b>Colour:</b> Canvas White Glass <b>Size:</b> 4x16 <b>Code:</b> SOHWG416	<b>Refer to Tile Details</b> - <b>Grout:</b> Closest Match to Tile - <b>Schluter:</b> Satin Nickel - <b>Lay:</b> Horizontal Straight Stack - Top of Counter to Underside of Cabinetry
T2		Floor Tile	Lower Bathroom	<b>Manufacturer:</b> Julian Tiles <b>Product:</b> Nyuma Series <b>Colour:</b> Portland Matte <b>Size:</b> 24x24 <b>Code:</b> NY02-24N	<b>Tile Details</b> - <b>Grout:</b> Closest Match to Tile - <b>Schluter:</b> Matte Black - <b>Lay:</b> Straight Lay





# FINISHES + SPECIFICATIONS

## G26 - 2627 GRANVILLE ROAD SW

Code	Image	Item	Location	Product Details	Notes
T2		Baseboard Tile	Lower Bathroom	<b>Manufacturer:</b> Julian Tiles <b>Product:</b> Nyuma Series <b>Colour:</b> Portland Matte <b>Size:</b> 24x24 <b>Code:</b> NY02-24N	<b>Tile Details</b> - <b>Grout:</b> Closest Match to Tile - <b>Schluter:</b> Matte Black - <b>Lay:</b> Straight Lay - <b>Notes:</b> Extend 4"
T3		Wall Tile - Shower/Tub Surround	Lower Bathroom	<b>Supplier:</b> Ames Tiles <b>Product:</b> Soho Series <b>Colour:</b> Canvas White Glass <b>Size:</b> 4x16 <b>Code:</b> SOHWG416	<b>Refer to Tile Details</b> - <b>Grout:</b> TBV on Site - <b>Schluter:</b> Satin Nickel - <b>Lay:</b> Horizontal Straight Stack - Top of Shower Base to Ceiling
T2		Wall Tile - Shower Niche	Lower Bathroom	<b>Manufacturer:</b> Julian Tiles <b>Product:</b> Nyuma Series <b>Colour:</b> Portland Matte <b>Size:</b> 24x24 <b>Code:</b> NY02-24N	<b>Refer to Tile Details</b> - <b>Grout:</b> TBV on Site - <b>Schluter:</b> Matte Black - <b>Lay:</b> Straight Lay - Sides and Back of Shower Niche - 24"H x 18"W w/ One Shelf - Center on Wall Across from Shower Head
T1		Wall Tile	Fireplace	<b>Manufacturer:</b> Julian Tiles <b>Product:</b> Unique Infinity <b>Colour:</b> Cobblestone Black Matte <b>Size:</b> 24x48 <b>Code:</b> UIBLCS2448	<b>Tile Details</b> - <b>Grout:</b> Closest Match to Tile - <b>Schluter:</b> Matte Black - <b>Lay:</b> Vertical Straight Lay

## FINISHES + SPECIFICATIONS





G26 - 2627 GRANVILLE ROAD SW

PAINT + WALLCOVERING SELECTIONS					
Code	Image	Item	Location	Product Details	Notes
UPPER SUITE					
P1		Wall Paint	Throughout (Unless Noted Otherwise)	<b>Colour:</b> Benjamin Moore Cloud Cover <b>Code:</b> OC-25 <b>Finish:</b> Eggshell	
P2		Wall Paint	Dining Room Wall	<b>Colour:</b> Benjamin Moore Black <b>Code:</b> 2132-10 <b>Finish:</b> Eggshell	
P1		Ceiling Paint	Throughout (Unless Noted Otherwise)	<b>Colour:</b> Benjamin Moore Cloud Cover <b>Code:</b> OC-25 <b>Finish:</b> Level 5	
P1		Casing/Trim Paint	Throughout (Unless Noted Otherwise)	<b>Colour:</b> Benjamin Moore Cloud Cover <b>Code:</b> OC-25 <b>Finish:</b> Sprayed 20% Sheen	







## FINISHES + SPECIFICATIONS

G26 - 2627 GRANVILLE ROAD SW

Code	Image	Item	Location	Product Details	Notes
P2		Wall Paint	Dining Room Wall	<b>Colour:</b> Benjamin Moore Black <b>Code:</b> 2132-10 <b>Finish:</b> Sprayed 20% Sheen	
P1		Interior Doors	Throughout (Unless Noted Otherwise)	<b>Colour:</b> Benjamin Moore Cloud Cover <b>Code:</b> OC-25 <b>Finish:</b> Sprayed 20% Sheen	
P1		Closet Finishing	Throughout (Unless Noted Otherwise)	<b>Colour:</b> Benjamin Moore Cloud Cover <b>Code:</b> OC-25 <b>Finish:</b> Sprayed 20% Sheen	
P1		Paint	Stair Stringer Cap Stair Stringer	<b>Colour:</b> Benjamin Moore Cloud Cover <b>Code:</b> OC-25 <b>Finish:</b> Sprayed 20% Sheen	





## FINISHES + SPECIFICATIONS

G26 - 2627 GRANVILLE ROAD SW

Code	Image	Item	Location	Product Details	Notes
P2		Paint	Stair Railing	<b>Colour:</b> Benjamin Moore Black <b>Code:</b> 2132-10 <b>Finish:</b> Sprayed 20% Sheen	
P2		Paint	Powder Room Mirror Frame	<b>Colour:</b> Benjamin Moore Black <b>Code:</b> 2132-10 <b>Finish:</b> Sprayed 20% Sheen	
P2		Paint	Vanity Light Backer	<b>Colour:</b> Benjamin Moore Black <b>Code:</b> 2132-10	<b>Locations:</b> - Bedroom 1 Ensuite - Bedroom 2 Ensuite
<b>LOWER SUITE</b>					
P1		Wall Paint	Throughout (Unless Noted Otherwise)	<b>Colour:</b> Benjamin Moore Cloud Cover <b>Code:</b> OC-25 <b>Finish:</b> Eggshell	


## FINISHES + SPECIFICATIONS

G26 - 2627 GRANVILLE ROAD SW

Code	Image	Item	Location	Product Details	Notes
P1		Ceiling Paint	Throughout (Unless Noted Otherwise)	<b>Colour:</b> Benjamin Moore Cloud Cover <b>Code:</b> OC-25 <b>Finish:</b> Level 5	
P1		Casing/Trim Paint	Throughout (Unless Noted Otherwise)	<b>Colour:</b> Benjamin Moore Cloud Cover <b>Code:</b> OC-25 <b>Finish:</b> Sprayed 20% Sheen	
P1		Interior Doors	Throughout (Unless Noted Otherwise)	<b>Colour:</b> Benjamin Moore Cloud Cover <b>Code:</b> OC-25 <b>Finish:</b> Sprayed 20% Sheen	
P1		Closet Finishing	Throughout (Unless Noted Otherwise)	<b>Colour:</b> Benjamin Moore Cloud Cover <b>Code:</b> OC-25 <b>Finish:</b> Sprayed 20% Sheen	

## FINISHES + SPECIFICATIONS

G26 - 2627 GRANVILLE ROAD SW

Code	Image	Item	Location	Product Details	Notes
P2		Paint	Vanity Light Backer	<b>Colour:</b> Benjamin Moore Black <b>Code:</b> 2132-10	





## FINISHES + SPECIFICATIONS

G26 - 2627 GRANVILLE ROAD SW

FINISHING SELECTIONS					
Code	Image	Item	Location	Product Details	Notes
N/A	N/A	Stairs	Main to Upper	<b>Refer to Manufacturer Stair Detail</b>  - Western Stringer - Painted Stringer - Painted Stringer Interior - Painted Shoe/Stringer Cap - Painted Railing (Square) - Matte Black Round Spindles - Matte Black Mounting Hardware - LVP Wrapped Treads	
F1A	N/A	Ceiling Finish	Main Floor Second Floor	<b>Product:</b> Painted Level 5	Upper Suite Only
F1B	N/A	Ceiling Finish	Lower Suite	<b>Product:</b> Textured Knockdown	

## FINISHES + SPECIFICATIONS

G26 - 2627 GRANVILLE ROAD SW

Code	Image	Item	Location	Product Details	Notes
F2		Baseboards	Throughout	<b>Product:</b> 4" Flat	
F3		Castings/Trim	Throughout	<b>Product:</b> 2.5" Flat	
F4		Interior Doors	Throughout	<b>Supplier:</b> Lynden Door <b>Product:</b> Fine Line - Laurelhurst	<b>Or Equivalent</b>
F5		Door Hardware	All Interiors Doors	<b>Manufacturer:</b> Weiser <b>Product:</b> Milan Lever - Round <b>Colour:</b> Matte Black	<ul style="list-style-type: none"> <li>- Locking levers on all bathrooms</li> <li>- Dummy levers on closets</li> <li>- Match hinges</li> </ul>





## FINISHES + SPECIFICATIONS

G26 - 2627 GRANVILLE ROAD SW

Code	Image	Item	Location	Product Details	Notes
F6	N/A	Shower Rod	Lower Bath	<b>Product:</b> Matte Black Shower Rod - Straight	<b>Quantity: 1</b>
F7	N/A	Mirror Frame	Upper Suite Powder Room	<b>Product:</b> Painted MDF Door Stop <b>Detail:</b> Simple Rectangle Frame - Leave 3" Space All Side <b>Colour:</b> Refer to Paint Specifications	<b>Note:</b>  - 6" Quartz Backapish (Space from 3" From Top of Splash)
F8	N/A	Vanity Light Backer	Bedroom 1 Ensuite Bedroom 2 Ensuite Lower Bath	<b>Style:</b> Painted MDF <b>Colour:</b> Benjamin Moore Black - Refer to Paint Specifications <b>Details:</b> 8"H x Width of Vanity - Extend Mirror to Underside of Light Backer, Mount Light to Stained Oak Backer	
F9	TBV	Closet Built-Ins	Throughout	<b>Style:</b> Slab - Lacquered MDF <b>Colour:</b> Refer to Paint Selections	<b>Notes:</b>  - Matte Black Rods All Locations - Approx. 1/4 Long Hanging, 1/4 Built-In Shelves and 1/2 Double Hanging

## FINISHES + SPECIFICATIONS





G26 - 2627 GRANVILLE ROAD SW

Code	Image	Item	Location	Product Details	Notes
F10		Paper Holder	Powder Room	<b>Manufacturer:</b> Taymor <b>Product:</b> Astral - Hook <b>Colour:</b> Matte Black	<b>Quantity: 1</b>  - Attach to Vanity Beside Toilet - Refer to Arch Plans for LH or RH Mount
F11		Hook	Powder Room	<b>Manufacturer:</b> Taymor <b>Product:</b> Astral - Hook <b>Colour:</b> Matte Black	<b>Quantity: 1</b>  - Install 24" Above Countertop on Wall Beside Sink
F11		Hook	Mudroom	<b>Manufacturer:</b> Taymor <b>Product:</b> Astral - Hook <b>Colour:</b> Matte Black	<b>Quantity: 3</b>  - Install 66" AFF Where Noted on Arch Plans
F10		Paper Holder	Bedroom 1 Ensuite	<b>Manufacturer:</b> Taymor <b>Product:</b> Astral - Hook <b>Colour:</b> Matte Black	<b>Quantity: 1</b>  - Attach to Vanity Beside Toilet - Refer to Arch Plans for LH or RH Mount




## FINISHES + SPECIFICATIONS

G26 - 2627 GRANVILLE ROAD SW

Code	Image	Item	Location	Product Details	Notes
F11		Hook	Bedroom 1 Ensuite	<b>Manufacturer:</b> Taymor <b>Product:</b> Astral - Hook <b>Colour:</b> Matte Black	<b>Quantity: 4</b>  - Install (1) 24" Above Countertop on Wall Beside Sink  - Install (3) 66" AFF Across From Vanity // Space 15"
F10		Paper Holder	Bedroom 2 Ensuite	<b>Manufacturer:</b> Taymor <b>Product:</b> Astral - Hook <b>Colour:</b> Matte Black	<b>Quantity: 1</b>  - Attach to Vanity Beside Toilet - Refer to Arch Plans for LH or RH Mount
F11		Hook	Bedroom 2 Ensuite	<b>Manufacturer:</b> Taymor <b>Product:</b> Astral - Hook <b>Colour:</b> Matte Black	<b>Quantity: 4</b>  - Install (1) 24" Above Countertop on Wall Beside Sink  - Install (3) 66" AFF Across From Vanity // Space 15"
F10		Paper Holder	Lower Bath	<b>Manufacturer:</b> Taymor <b>Product:</b> Astral - Hook <b>Colour:</b> Matte Black	<b>Quantity: 1</b>  - Attach to Vanity Beside Toilet - Refer to Arch Plans for LH or RH Mount

## FINISHES + SPECIFICATIONS

G26 - 2627 GRANVILLE ROAD SW

Code	Image	Item	Location	Product Details	Notes
F11		Hook	Lower Bath	<b>Manufacturer:</b> Taymor <b>Product:</b> Astral - Hook <b>Colour:</b> Matte Black	<b>Quantity: 3</b>  - Install (1) 24" Above Countertop on Wall Beside Sink  - Install (2) 66" AFF Across From Vanity // Space 15"

## FINISHES + SPECIFICATIONS

G26 - 2627 GRANVILLE ROAD SW

GLASS + MIRROR SELECTIONS					
Code	Image	Item	Location	Product Details	Notes
UPPER SUITE					
GL1	N/A	Mirror	Powder Room	<b>Product:</b> Frameless Glass Mirror <b>Size:</b> Full Width of Vanity - Insert into Frame by Finisher	
GL2	N/A	Mirror	Bedroom 1 Ensuite	<b>Product:</b> Frameless Glass Mirror <b>Size:</b> Full Width of Vanity - 42"H <b>Note:</b> Extend to Underside of MDF Light Backer	
GL3	N/A	Glass Shower Door	Bedroom 1 Ensuite	<b>Product:</b> Frameless Glass w/ Swing Door <b>Hardware:</b> Matte Black Handle + Hinges	
GL2	N/A	Mirror	Bedroom 2 Ensuite	<b>Product:</b> Frameless Glass Mirror <b>Size:</b> Full Width of Vanity - 42"H <b>Note:</b> Extend to Underside of MDF Light Backer	

## FINISHES + SPECIFICATIONS

G26 - 2627 GRANVILLE ROAD SW

Code	Image	Item	Location	Product Details	Notes
GL3	N/A	Glass Shower Door	Bedroom 2 Ensuite	<b>Product:</b> Frameless Glass w/ Swing Door <b>Hardware:</b> Matte Black Handle + Hinges	
LOWER SUITE					
GL2	N/A	Mirror	Lower Bathroom	<b>Product:</b> Frameless Glass Mirror <b>Size:</b> Full Width of Vanity - 42"H <b>Note:</b> Extend to Underside of MDF Light Backer	

## FINISHES + SPECIFICATIONS

G26 - 2627 GRANVILLE ROAD SW





LIGHTING SELECTIONS					
Code	Image	Item	Location	Product Details	Notes
N/A		Pot Light	Throughout	<b>4" LED Pot Lights</b>	<b>Refer to Lighting Plan Markup</b>  - Finalise Locations and Switches at Electrical Walkthrough
UPPER SUITE					
LF1		Flushmount	Foyer	<b>Supplier:</b> Dhillon Lighting <b>Product:</b> LED Disc - 15" <b>Colour:</b> White	<b>Quantity: 1</b>  - Refer to lighting plan
LF1		Flushmount	Mudroom	<b>Supplier:</b> Dhillon Lighting <b>Product:</b> LED Disc - 15" <b>Colour:</b> White	<b>Quantity: 1</b>  - Refer to lighting plan
LF2		Flushmount	Kitchen Island	<b>Supplier:</b> Dhillon Lighting <b>Manufacturer:</b> Kuzco <b>Product:</b> Nola Flushmount <b>Colour:</b> Black <b>Code:</b> 79QMF	<b>Quantity: 3</b>  - Refer to lighting plan - Space evenly/center over island

**EGID**

ERIN GASPARINI INTERIOR DESIGN





## FINISHES + SPECIFICATIONS

G26 - 2627 GRANVILLE ROAD SW

Code	Image	Item	Location	Product Details	Notes
LF3		Pendant Light	Dining Room	<b>Supplier:</b> Dhillon Lighting <b>Manufacturer:</b> ET2 <b>Product:</b> Pitch Pendant - 21.5" <b>Code:</b> E34502-BK	<b>Quantity: 1</b>  - Refer to lighting plan - Mount 65" from floor to underside of fixture
LF4		Pendant Light	Powder Room	<b>Supplier:</b> Dhillon Lighting <b>Manufacturer:</b> Visual Comfort <b>Product:</b> Leo Pendant <b>Colour:</b> Midnight Black / White Glass <b>Code:</b> 6022-112	<b>Quantity: 1</b>  - Refer to lighting plan - Mount 35" to underside of fixture from countertop - Center over sink/vanity
LF5		Wall Sconce	Bedroom 1 Ensuite	<b>Manufacturer:</b> Maxim <b>Product:</b> Rail Light - 24" <b>Colour:</b> Black <b>Code:</b> A3Y55	<b>Quantity: 2</b>  - Refer to lighting plan - Mount light to MDF backer
LF5		Wall Sconce	Bedroom 2 Ensuite	<b>Manufacturer:</b> Maxim <b>Product:</b> Rail Light - 24" <b>Colour:</b> Black <b>Code:</b> A3Y55	<b>Quantity: 2</b>  - Refer to lighting plan - Mount light to MDF backer


## FINISHES + SPECIFICATIONS

G26 - 2627 GRANVILLE ROAD SW

Code	Image	Item	Location	Product Details	Notes
LF6		Flushmount	Bedroom 1 Bedroom 2	<b>Supplier:</b> Dhillon Lighting <b>Manufacturer:</b> Matteo <b>Product:</b> Ezra Flushmount <b>Colour:</b> White <b>Code:</b> M16616WH	<b>Quantity: 2</b>  - Refer to lighting plan
LF7		Flushmount	Laundry Room	<b>Supplier:</b> Dhillon Lighting <b>Product:</b> LED Disc - 12" <b>Colour:</b> White	<b>Quantity: 1</b>  - Refer to lighting plan
LOWER SUITE					
LF2		Flushmount	Kitchen Island	<b>Supplier:</b> Dhillon Lighting <b>Manufacturer:</b> Visual Comfort <b>Product:</b> Archer Flushmount <b>Colour:</b> Black <b>Code:</b> DJF1021MBK	<b>Quantity: 3</b>  - Refer to lighting plan - Space evenly/center over island
LF5		Wall Sconce	Lower Bathroom	<b>Manufacturer:</b> Maxim <b>Product:</b> Rail Light - 24" <b>Colour:</b> Black <b>Code:</b> A3Y55	<b>Quantity: 1</b>  - Refer to lighting plan - Refer to elevation ID2.3 - Mount light to oak backer

## FINISHES + SPECIFICATIONS





G26 - 2627 GRANVILLE ROAD SW

Code	Image	Item	Location	Product Details	Notes
LF6		Flushmount	Bedroom	<b>Supplier:</b> Dhillon Lighting <b>Manufacturer:</b> Matteo <b>Product:</b> Ezra Flushmount <b>Colour:</b> White <b>Code:</b> M16616WH	<b>Quantity: 1</b>  - Refer to lighting plan



## FINISHES + SPECIFICATIONS

G26 - 2627 GRANVILLE ROAD SW


APPLIANCE SELECTIONS					
Code	Image	Item	Location	Product Details	Notes
FP		Refrigerator	Kitchen	<b>Manufacturer:</b> Napolean <b>Product:</b> Wall Mount Electric Fireplace - 40" <b>Code:</b> NEFL50HF-BTC	
UPPER SUITE					
A1		Refrigerator	Kitchen	<b>Manufacturer:</b> LG <b>Product:</b> 3-Door Refrigerator <b>Colour:</b> Stainless Steel <b>Code:</b> LRFLC2706S	36" Wide Counter Depth
A2		Range	Kitchen	<b>Manufacturer:</b> LG <b>Product:</b> 30" Gas Range <b>Colour:</b> Stainless Steel <b>Code:</b> LSGL6335F	
A3		Hoodfan	Kitchen	<b>Manufacturer:</b> Hauslane <b>Product:</b> 30" Cabinet Insert Hoodfan <b>Code:</b> IN-R100SS-30	

**EGID**

ERIN GASPARINI INTERIOR DESIGN





## FINISHES + SPECIFICATIONS

G26 - 2627 GRANVILLE ROAD SW

Code	Image	Item	Location	Product Details	Notes
A4		Dishwasher	Kitchen	<b>Manufacturer:</b> LG <b>Product:</b> Dishwasher <b>Colour:</b> Stainless Steel <b>Code:</b> LDFC3532S	
A5		Microwave with Trim Kit	Kitchen Island	<b>Manufacturer:</b> Panasonic <b>Product:</b> Microwave with Trim Kit <b>Product:</b> NNSE995S w/ Trim Kit: NNTK922S	
A6		Washer/Dryer	Laundry Room	<b>Manufacturer:</b> LG <b>Installer:</b> Trail Appliances <b>Product:</b> WM3400CV & DLE3400V	Side by Side
<b>LOWER SUITE</b>					
A7		Refrigerator	Kitchen	<b>Manufacturer:</b> LG <b>Product:</b> Bottom Freezer Refrigerator <b>Code:</b> LBNC15251V	28" Wide Counter Depth

## FINISHES + SPECIFICATIONS

G26 - 2627 GRANVILLE ROAD SW

Code	Image	Item	Location	Product Details	Notes
A2		Range	Kitchen	<b>Manufacturer:</b> LG <b>Product:</b> 30" Gas Range <b>Colour:</b> Stainless Steel <b>Code:</b> LSGL6335F	
A8		OTR	Kitchen	<b>Manufacturer:</b> LG <b>Product:</b> 30" Over the Range Microwave/Hoodfan <b>Colour:</b> Stainless Steel <b>Code:</b> MVEM1825F	
A4		Dishwasher	Kitchen	<b>Manufacturer:</b> LG <b>Product:</b> Dishwasher <b>Colour:</b> Stainless Steel <b>Code:</b> LDFC3532S	
A6		Washer/Dryer	Laundry Room	<b>Manufacturer:</b> LG <b>Product:</b> Washer/Dryer Tower <b>Code:</b> WKE100HWA	